

# Adventure World magazine

FALL 2020

**ECO CHALLENGE FIJI**  
THE WORLD'S TOUGHEST RACE



---

## ADVENTURE WORLD MAGAZINE

EDITOR **Troy Farrar**

ASSISTANT EDITOR **Debbie Farrar**

GRAPHIC DESIGNER **Rae Zurcher**

CONTRIBUTING  
WRITERS **Izzy Farrar**  
**Kevin Smith**

**05**



**19**





# Contents

FALL 2020

47



**05** Adventures with Izzy

**11** Product Reviews

**19** The World's Toughest Race

- Eco-Challenge Fiji

**47** RV Product Reviews

**52** Binary & Digital

Trigger Options

**54** Getting Ready for the

Season

**63** 9mm AR-15 Options





# TA4

Thin **Air Performance Socks**



Thin Air® Performance Socks with 4 zones of graduated, light compression featuring breakthrough, patent pending Skin Thin™ construction to move air in and out keeping feet cool and protected.

#### Features:

- Increased air flow
- Improved performance & recovery
- Heat release, Skin Thin™ zones
- Ultra thin, light, breathable profile



*Thin Air*®  
SKIN THIN™ DESIGNS

Contact us or ask your rep. about our Partner Programs.

**OS1<sup>st</sup>**.com • 844-413-5457



# ADVENTURES WITH

# Izzy!

by Izzy Farrar

Even though COVID-19 has not been the best of times, some good things have come out of the pandemic. My friend and I started riding bikes every day as a way to get outside instead of just sitting around the house. At first, we just rode around the neighborhood or to the park. Then we decided that was too easy and that we wanted to ride further. We started riding to a gas station that is several miles away to get ICEES which are nice during the 100-degree Texas summers. Every once in a while, we rode to Chick-fil-a and a few other restaurants for lunch. We rode our bikes every chance we got, almost every single day during the summer. By the end of summer, we had ridden to the gas station so much that the workers knew who we were and our bloodstream was probably 10% ICEE. Then, I got to

go to a state park to ride the trails with my dad. I was a little nervous at first, but after a few minutes I felt like I could ride over anything. We rode over roots, rocks, sand, drop offs and even saw an alligator. We had a great time riding the trails and I even beat my dad in a hill climb at the end of the ride. After riding so much this summer, I decided that I wanted to compete in an adventure race with my dad. I am already a good runner and paddler and now I am feeling strong enough on the bike for us to try a race. So, we have started training together and hope this pandemic passes so we can compete in an adventure race this year. I recently tested some great biking gear that I will be using in the race and that can help you on your next bike outing. See ya on the trails!





A cyclist wearing a red and black jersey and a helmet is riding away from the camera on a wide, light-colored gravel path. The path is flanked by green grassy hills. The cyclist's shadow is cast on the path ahead of them.

# **PAYSON MCELVEEN**

---

2x Marathon National Champion  
2019 Landrun 100 Champion  
2019 DK 200 - 5th Place : 3 punctures sealed  
2019 SBT GRVL - 2nd Place



When the rocks are  
sharper and bigger  
than your tires,  
we have your back!

[orangeseal.com](http://orangeseal.com)



## Elite Jet Bottle

The Elite Jet water bottle is packed with features that are all kid friendly. The Jet is soft, making it easy for kid's small hands to squeeze the bottle and the Jet also features a push pull cap that provides plenty of liquid flow. The biodegradable JET bottle is manufactured with an innovative plastic material treated with a special additive that makes it possible to lower the time it takes for the bottle to decompose when entering the regular industrial composting cycles. Available in 550 (a perfect size for kids), 750 and 950 ml, the JET is perfect for kids and racers alike. The Jet is a soft and lightweight dish washer safe bottle with abundant liquid flow, tasteless nozzle, while integrating biodegradable plastic material to lessen the environmental impact of the bottle. [www.elite-it.com/en](http://www.elite-it.com/en)



## Topeak JoeBlow Mountain X

The Topeak JoeBlow Mountain X is a heavy-duty workhorse that is a must have for the biking family. Sporting a super-sized barrel, the Mountain X floor pump will inflate tubes 50% faster than normal pumps, making your job much easier when you have to pump up 4 or 5 bikes before a ride. The 3-inch gauge is easy to read and the TwinHead DX5 works with Presta, Schrader and Dunlop valves covering your bases on just about anything you need to inflate. Topeak rounds out the features with a nice long pivoting hose and a sturdy steel base. Whether you are a serious racer or a recreational biking family, the Topeak JoeBlow Mountain X is the last pump you will need. [www.topeak.com/us/en](http://www.topeak.com/us/en)



## Elite Cannibal XC

The Elite Cannibal XC is an impact resistant, fiber reinforced bottle cage which can handle the abuse typically dealt out by kids and serious racers. The Cannibal XC features a unique side configuration which make it easy for small hands or intense racers to insert and extract their water bottle from the front or the side of the cage. Weighing in at a mere 32 grams, the cage is so light it literally adds no perceivable weight to your bike. The Elite Cannibal XC bottle cage is available in 9 different colors and will be the envy of all your fellow riders. [www.elite-it.com/en](http://www.elite-it.com/en)





### Elite Nano Fly

The Elite Nano Fly is a light weight water bottle packed with features. The 500 ml Nano Fly is the world's lightest thermal bottle, weighing in at 109 grams and with the capacity to keep your drinks cool for up to 4 hours. The dishwasher safe bottle is soft and easy to squeeze which is great for kids or for a racer in the thick of an event. The odorless and tasteless push-pull cap allows for easy and uninterrupted flow and the bottle shape provides stability in the cage so it is there when you need it. [www.elite-it.com/en](http://www.elite-it.com/en)



### Garneau Jr Comp 2 Triathlon Shorts

The Garneau Jr Comp 2 Triathlon Shorts are a great short for both young triathletes and youth cyclists. The short is constructed of chlorine-resistant material for added durability and the sewn-in chamois stays in place during a ride. The smaller chamois pad is perfect for young riders who are just getting used to riding in padded shorts. The shorts feature flatlock seams to prevent chafing and reflective accents on the bottom and back to help them stand out in traffic. Put on a pair of Garneau Jr Comp 2 Triathlon Shorts and focus on enjoying the ride. [www.garneau.com/us\\_en](http://www.garneau.com/us_en)



### Hutchinson Kraken

The Hutchinson Kraken is a collaboration between designers, engineers and XC Hutchinson athletes. The result is a fast and agile cross-country tire with high lateral knobs which provide great traction when cornering on rough terrain. The Kraken has relatively small and tightly spaced center knobs combined with suction cup knobs which allow for good grip and fast rolling, even on a 2.30 tire. The larger lateral knobs are softer and provide great grip while carving on just about any surface. The verdict is in, the Hutchinson Kraken is a great tire for both XC marathon racers and your basic trail rider. <https://www.hutchinsontires.com/en/home>







## Orange Seal Tubeless Tire Sealant

Orange Seal Tubeless Tire Sealant is one of the most important upgrades you can make to your bike. Compatible with most bike tire systems, the ecofriendly Orange Seal will keep you in the saddle by sealing large punctures up to 1/4 inch and slices up to 3/4 inch. The convenient injection system makes it easy to add sealant to your wheels and refill bottles are available in 4 oz and 8 oz sizes. Orange Seal even has a comprehensive Tubeless Conversion Kit which includes everything that you need to convert your wheels to a tubeless system. What are you waiting for, get your bike set up with Orange Seal and as they like to say at the shop, push yourself not your bike! [www.orangeseal.com](http://www.orangeseal.com)



## Garneau Jump Helmet

The Garneau Jump Helmet was inspired by the Raid and Sally helmets and is a perfect lid for your young mountain biker. The Jump features 14 vents to help keep you cool, extended coverage at the back of the helmet and an easy adjustable strap so you can get the perfect fit. The Jump is a great looking helmet with high end features at a reasonable cost that will give you the confidence to explore those exciting trails. [www.garneau.com/us\\_en](http://www.garneau.com/us_en)

## Kuat NV 2.0

The Kuat NV 2.0 is one of those, 'they really thought of everything you could possibly need' products. The features start with a foot-assisted pivot system that makes it easy to drop the rack from the stored position without even bending over. The rack also features the Trail Doc work stand that gives you the option of making repairs in the field or at a race. An integrated locking cable keeps your bikes safe and stores inside the rack when not in use. The tire scoops have 3 adjustable positions which help insure that handle bar and seat clearance is not a problem.

The front tire ratchet and rear tire strap are a breeze to use and securely hold your bike in place on the rack. The Kuat 2.0 will hold 2 bikes that weigh up to 60 pounds each. You can also purchase an add on which expands the rack to hold 3 or 4 bikes. In the 4-bike configuration the rack can handle 4 bikes weighing 40 pounds each. The NV will fit just about any sized tire and there are models for both 1.25 and 2.0 receiver hitches. Get yourself a Kuat NV and you will be the envy of all your fellow riders. [www.kuatracks.com](http://www.kuatracks.com) **AW**







# AKASO

Go Beyond

## BRING YOUR OUTDOOR ADVENTURES TO LIFE WITH AN **AKASO ACTION CAMERA**

Get premium features for an affordable price – why pay double?

**A**ction cameras have come a long way since they first appeared on the market. Designed for the demands of the great outdoors, they have been keenly adopted by a wide range of

outward-bound enthusiasts who like nothing more than seeking a rush of adrenaline in their free time, whether they get it from mountain biking, climbing, cycling, snowboarding, surfing...the only limit is their

imagination! So it's great to know that in a crowded marketplace where there is a seemingly bewildering amount of choice, one leading manufacturer is offering a premium product for an affordable price. And

here's the question: why pay double the price when you can get everything you need and more in an AKASO action camera?

### The AKASO difference

AKASO may be a relative newcomer to the action camera sector but in less than five years it has become one of the leading action brands on the worldwide market, with annual sales of more than 500,000 units. By buying an AKASO action camera you're also joining an established community of

outdoor enthusiasts and content creators, and thanks to a partnership between AKASO and Leave No Trace you're doing your bit for the environment, too.

### Special edition marks AKASO's Leave No Trace partnership

The Leave No Trace Center for Outdoor Ethics protects the outdoors by teaching and inspiring people to enjoy it responsibly. Founded in 1994, Leave No Trace strives to minimise the impact that humans make on the natural world, and is active in over 90 countries around the globe. AKASO has partnered with Leave No Trace to launch a special edition of its V50 Pro action camera – a portion of every sale of the V50 Pro SE will go directly to support the Leave No Trace Access Fund. It's a great cause to support, and will help preserve our environment for future generations. ●



World-famous rock climber Tommy Caldwell is an AKASO action camera ambassador

**“A portion of every V50 Pro SE sale will go to support the Leave No Trace Access Fund”**



Find out more about the AKASO V50 Pro SE action camera at: [www.akasotech.com](http://www.akasotech.com)

Connect with AKASO at:

- [www.facebook.com/akaso.official](https://www.facebook.com/akaso.official)
- [www.instagram.com/akaso\\_official](https://www.instagram.com/akaso_official)
- [www.youtube.com/akaso\\_official](https://www.youtube.com/akaso_official)
- [www.twitter.com/akaso\\_official](https://www.twitter.com/akaso_official)





# Product Reviews

FALL 2020

## RoofPax

The RoofPax is a fully waterproof roof storage bag that is perfect for storing your gear on your next adventure. We happened to drive through hours of pounding rain on our first trip with a RoofPax and the waterproof dual seam technology, heavy duty zippers with a protective cover and water-repellent double coating protected all of our gear keeping it bone dry. The bag has a sewn in protective mat to protect your gear on bumpy roads and a TSA lock to keep your gear secure when the vehicle is parked. The RoofPax comes with free door hooks so you can safely secure the bag to a vehicle that does not have a roof rack without running the straps through the car which is dangerous as it can interfere with air bags. Available in several sizes, the XL provides a whopping 19 cubic feet of cargo storage. The RoofPax, is a tough, spacious heavy-duty waterproof roof storage bag that is backed by a lifetime warranty on zippers and buckles. [www.roofpax.com](http://www.roofpax.com)



## ZT 0707

The ZT 0707 is a sleek everyday carry knife that looks like a piece of art. Featuring ZT's Tuned Detent System (TDS), which enables ZT to fine-tune the detent so it's not too heavy and not too light, providing consistent opening even when pressure is applied to the lockbar. The US made ZT has a drop point blade made from CPM 20CV steel which is wear resistant and provides great edge retention. The knife features an extra deep reversible pocket clip and a carbon fiber handle that adds to the sleek appearance. The ZT 0707 looks great, the slim handle fits nicely in your hand and the 3.5 inch blade is perfect for just about any job. [www.zt.kaiusa.com](http://www.zt.kaiusa.com)





# Outdoor Living Made Easier







## My Charge Adventure H2O

The My Charge Adventure H2O is a 6700mAh waterproof portable charger. Perfect for recharging your devices in the field, the Adventure H2O features 2 USB charging ports, an IP 67 waterproof rating and a durable rubberized finish with a built-in carabiner. The charger rapidly recharges your device (50% faster than most competitors) and will hold a charge for 1 year. Adventure H2O will provide 3.5 extra charges for the average smartphone battery and features pass through charging which allow you to charge the power bank and connected device simultaneously. So don't get left out in the rain with no power, take the My Charge Adventure H2O portable charger on your next adventure. [www.mycharge.com](http://www.mycharge.com)

## CrazyCap®

CrazyCap® can make any debris-free water 100% safe to drink by destroying all pathogens and microorganisms. CrazyCap® does this by utilizing advanced deep UV LED to sterilize the water. As the deep UV light enters the microbial cell, it destroys the nucleic acids. Without this active core, cells are no longer viable, the results are similar to boiling water. The CrazyCap® uses a rechargeable cap which eliminates the need for batteries. Simply fill your bottle with water from any debris-free source. As long as the water is transparent enough for light to pass through, you're good. Gently double tap the touchpad for normal mode (for water from the tap and public fountains) or tap 5 times for crazy mode (water from lakes, ponds, etc) and drink confidently once the sterilization is completed. CrazyCap® turns on automatically once every 4 hours, for 20 seconds to sterilize the bottle ensuring mold, bacteria, viruses or any harmful pathogens do not accumulate. A port-less USB charging cable will fully charge CrazyCap® in 4 hours or less and the battery will last approximately 7 days on a single charge. Available in 7 colors, CrazyCap® has a 500,000 use life providing up to 8 million ounces of drinking water. [www.thecrazycap.com](http://www.thecrazycap.com)





# SERIOUS HYDRATION

FOR SERIOUS ADVENTURE RACERS

**What's your biggest challenge?**

- Cramps
- Headaches
- Overheating
- Endurance

**The Right Stuff®**  
is what you need

Athletes typically lose 1-3 liters of sweat per hour. That sweat contains 1500-3500 milligrams of electrolytes. Over 90% are Sodium and Chloride (salt).

This NASA-developed sugar-free formula delivers the levels needed without any GI issues.

**The Right Stuff** is used by many adventure racers and ultras as well as colleges and pro teams (NFL, NBA, MLB NHL, etc.)

Published studies show **The Right Stuff** is far superior for:

- 1) fighting symptoms of dehydration; cramps, headaches etc.
- 2) improving core thermoregulation; protecting the body from overheating
- 3) increasing endurance over 20% more than any other NASA-tested formula



**THE RIGHT STUFF**  
Electrolyte Liquid Drink Additive  
NASA DEVELOPED

[TheRightStuff-USA.com](http://TheRightStuff-USA.com)

**SAMPLE OFFER:** Email us at [samples@wellness-brands.com](mailto:samples@wellness-brands.com) (include your name, mailing address and phone number) to test it yourself. Remember to mention USARA (Limit one per household)



## Kahtoola INSTA Gaiter Low

The Kahtoola INSTA Gaiter Low is the perfect accessory for your next trail run. The INSTA Gaiter is Kahtoola's lightest and most breathable gaiter making it perfect for those long days on and off the trail. The water resistant breathable INSTA Gaiter features a rounded design stretch woven nylon which helps them fit on most designs of footwear. INSTA Gaiter features an adjustable instep strap combined with an attached lace hook insuring a solid fit. An off-set entry provides increased comfort as your ankle flexes and a flap behind the zipper provides extra comfort and moisture protection in wet conditions. The zipper slider folds down at the top and locks to prevent unzipping and the toggle lock seals out debris and moisture from entering the top of the gaiter. Available in 2 sizes and 4 colors, the gaiter packs down to almost nothing in the very small tote sack. Protect yourself with a set of Kahtoola INSTA Gaiter Lows on your next adventure.

[www.kahtoola.com](http://www.kahtoola.com)



## Luminiser Thermoelectric Oil Lantern

The Luminiser Thermoelectric Oil Lantern converts heat from burning an oil lamp into electricity to light the LED lantern. The unit runs on Luminiser lamp oil units which provide up to 8 hours of Led light. There are 2 light choices, a 200 lumen LED spot light or two 200 lumen LED light strips that provide area illumination. The Luminiser lamp oil units come in an eight pack and cost about \$2 each. The lantern weighs in at 1 pound and the legs fold up into a nice compact carry mode. The Luminiser Thermoelectric Oil Lantern is a unique product that will keep you out of the dark.

[www.luminiser.com](http://www.luminiser.com)







# HEADSWEATS®



## CUSTOM HEADWEAR

PERFORMANCE TRUCKERS RACE HATS SUPERVISORS BEANIES MORE!

### SEMI CUSTOM DESIGNS

36 Units Minimum / 2-3 Week Turnaround



### FULL CUSTOM FACTORY DESIGNS

50 Units Minimum / 60-90 Day Turnaround



### FULL CUSTOM APPAREL

24 Units Minimum / 4-5 Week Turnaround



### HOW TO ORDER

Contact Bob directly to get your designs and order setup

BOB VIBERT Account Manager

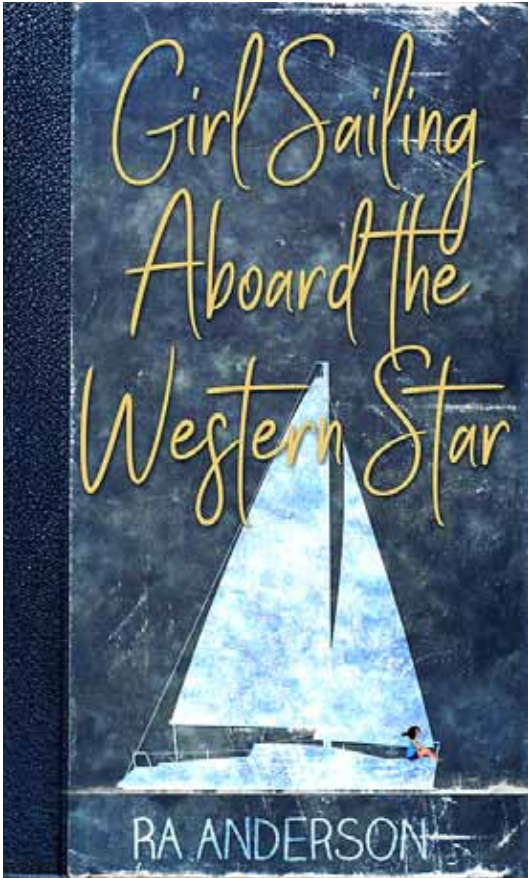
Tel: 877.437.9328 X130

Dir: 970.208.8648

bob@headsweats.com

[WWW.HEADSWEATS.COM](http://WWW.HEADSWEATS.COM)





## Girl Sailing Aboard the Western Star

By RA Anderson

Climb aboard the Western Star and witness the adventures of a lifetime. The year is 1979, and 12-year-old Annie's life has been upended. Her parents have announced that their home for the next nine months will be a 53-foot sailboat in the Atlantic Ocean. The thought of leaving behind her pets, friends and a life she loves—plus coexisting in close quarters with her older brother—has left Annie spiraling through a kaleidoscope of emotions. Heartbroken at first, Annie turns to writing, and through her detailed journal of daily life aboard the Western Star, she reveals a remarkable transformation. *Girl Sailing Aboard the Western Star* is the engaging, poignant result of Annie's chronicle of her family's adventures in the Atlantic. Readers get to experience through Annie's eyes the raw, unfiltered angst of a girl on the cusp of being a teenager, as she grapples with feelings of isolation, resentment and uncertainty. Drawn directly from Anderson's real-life story of living on a sailboat with her family, this charming coming-of-age tale shares Annie's day-by-day emotional evolution, as she discovers new worlds above and below the deep blue sea and lives the adventures of a lifetime. *Girl Sailing Aboard the Western Star* is an action-packed adventure from cover to cover.

## Sportsman Pocket Chainsaw

The Sportsman Pocket Chainsaw is a lightweight tough manual chainsaw. The 36-inch chain (excluding handles), is bi directional, self-cleaning and can be sharpened. The long chain length allows blades to saw 3 sides of a thick limb at once, decreasing the time it takes to cut through the limb. The Pocket Chain Saw features nylon handles and a convenient nylon front snap storage pouch with a belt loop that makes it easy to carry. The Sportsman Pocket Chainsaw features a full lifetime no questions asked, money back guarantee. [www.sportsman-industries.com](http://www.sportsman-industries.com) **AW**





C7867

CHRISTIAN TAYLOR  
2015  
WORLD CHAMPION

# ROAR BACK


Recover from pain faster with Tiger Balm.

Whether you're a world-class athlete or just a weekend warrior, you can trust Tiger Balm for proven, pill-free pain relief. Made from a blend of herbal ingredients, it's the safe, smart way to beat pain at its own game. Visit us at [facebook.com/TigerBalmUS](https://facebook.com/TigerBalmUS) or [tigerbalm.com](https://tigerbalm.com) for your nearest retailer.



**TIGER BALM®**  
**Works Where It Hurts**





by Troy Farrar

photos by Tyler Zlotnick

The World's Toughest Race: Eco-Challenge Fiji premiered on Prime Video in mid-August. This 10-episode adventure series, hosted by Bear Grylls and produced by Mark Burnett, tells the story of the ultimate expedition race. The Eco-Challenge featured 66 teams from 30 different countries who race non-stop for 11 days, racing 24 hours a day, across 417 miles of rugged Fijian terrain which included mountains, jungles, rivers and oceans. The competitors faced torrential downpours, scorching temperatures, treacherous river treks and mountain crossings on their quest to reach the finish line.





## **The History of the Eco-Challenge**

The first Eco-Challenge premiered on April 25, 1995 in southern Utah and lasted eleven days. It was held on subsequent years in different locations including Australia, Morocco, Patagonia, Borneo, Canada and New Zealand. Prior to its 2020 return, the last Eco-Challenge was held in Fiji in 2002.

The early versions of the Eco-challenge are considered to be the pioneering series that led the way for the now prevalent non scripted/ reality television.

The worldwide rise of the sport of adventure racing is chiefly credited to the popularity of the early Eco-Challenge series. Most of the pioneering U.S. adventure racers became interested in the sport after watching the Eco-Challenge series on television.

## **The Basics of the Eco-Challenge**

Coed teams are made up of four competitors with at least one member of the opposite sex. The teams also have one assistant crew member who can help prepare gear and aid the teams in transition areas.

The teams will race under a single country flag and a team must stay together while using multiple disciplines to traverse the course in an attempt to reach the finish line. There are cutoff times along the course and if a team fails to make a cutoff or if a member is forced to quit, the team is out of the race.

Competitors use maps and compasses to navigate the course in Fiji while employing many disciplines including outrigger paddling and sailing, mountain biking, whitewater rafting, canyoneering, paddle boarding, rappelling, trekking and even building and using a local raft out of bamboo called a Bilibili. The clock never stops, so teams are forced to manage their sleep schedule, finding the optimal balance between racing with as little sleep as possible throughout the entire race. The race is a staggering 671km (417 miles) which is split into five legs. Each day presents a new array of relentless challenges designed to break the athletes down physically, mentally, and emotionally while building team dynamics. The athletes endure the most extreme conditions they have ever encountered while striving to finish the race. The top teams are slugging it out for the win, but the majority of the teams have a single goal – just finish the race.









# LONESTAR ADVENTURE RACE

**November 21, 2020**

**Burnet, Texas (Reveille Peak Ranch)**



**Experience an epic adventure in the beautiful setting of the Texas hill country. This is the perfect adventure race for both the first-timer or an experienced racer. There are 2 courses to choose from, a 2-hour sprint race or a 6-hour race which includes navigation. Grab a teammate and join us for the adventure of a lifetime!**

**2 Hour Race:** Marked trail running, mountain biking and mystery challenges.

**6 Hour Race:** Trail running, mountain biking, navigation and water challenges.

**2 Person Categories:** Coed, Male, Female & Masters (45 & older) divisions.

**Solo Categories:** Male & Female in 6 hour race.

**[www.RapidPulseRacing.com](http://www.RapidPulseRacing.com)**



We interviewed many of the US racers, unveiling their fears, expectations and motivations for competing in the World's Toughest Race. Relive the physical and mental challenges, exciting back stories and fond memories as they share their journey while competing in the 2020 Eco-Challenge Fiji.

## TEAM STRONG MACHINE:

**Cliff White**

*Why did you choose to compete in Eco-Challenge?*

I watched Eco-Challenge on TV back when I was in high school, when the show was in its first iteration on TV. My dad and I got really into it, and it turned into a major bonding experience for us. Eventually, it led us to trying out adventure racing - he got us an entry to a beginner-level race for my high school graduation. We continued to race together for years, cementing our father/son relationship through all-nighters searching for checkpoints in the woods of Wisconsin. Eventually, we added my wife as a teammate and adventure racing became what we do as a family for fun. When we saw Eco-Challenge was coming back, we knew we couldn't miss out on this opportunity to follow our dream and try to compete (and finish!) an Eco-Challenge

*What was the biggest challenge?*

The biggest challenge during the race was the length and difficulty of the individual stages - 12 hours of pushing our mountain bikes through knee-deep, gluey mud, and fighting upstream on a paddleboard all day long in the blazing Fijian heat. Every leg of the race was its own battle and most took every ounce of resolve we had to get through. And then, somehow, we had to recharge our will to start on the next leg. But I would say the biggest challenge overall was the fear we all had going into the race - of the unknown, and of seeing our family members suffering and in pain, or potentially in danger. Of course, our family bonds also helped us overcome those obstacles, as our trust in each other was and remains indelible and our belief in each other is absolute.

*Can you summarize the experience?*

The experience is so hard to summarize, because it meant so much to all of us. It was the culmination of a lot of dreaming and hard work, and the race itself was one of the most challenging things any of us had ever done. But I would say the race has been like a fresh coat of cement in our family foundation - participating together in Eco-Challenge has further strengthened our family's bonds in a way no other experience could. And the joy of overcoming seemingly insurmountable difficulty with the people you love most in the world is one of the best feelings you can ever experience in life.







## **Kate White**

### *Why did you choose to compete in Eco-Challenge?*

Adventure racing has always appealed to me most for the team component. I love outdoor adventuring in general and pushing my physical and mental endurance, but doing this while with a group of people I feel connected to is what brings me back to adventure racing year after year. I raced Eco Challenge with my husband, father-in-law, and our friend. We went into the race with the goal of team survival - making it as far as we could, together, and prioritizing our fun together over the outcome of the race. Eco Challenge is the most iconic event in adventure racing and we couldn't possibly pass up the opportunity to participate.

### *What was the biggest challenge?*

I found the biggest challenge to be keeping up with the ailments that typically come with multi-day racing. The days of physical output and mental focus while coping with little sleep, food on-the-go, and the weather and terrain conditions of the race compounds on itself as the race goes on. We had to constantly keep on top of each other to make sure we were caring for ourselves as best we could, knowing that we could be out on the race course for as long as 11 days.

### *Can you summarize the experience?*

My experience at Eco Challenge will stay with me forever. This race was so special. I have to pinch myself every day to remind myself that it wasn't a dream. There were so many parts of the race that replay in my mind. Many of my memories involve time spent with the people of Fiji, feeling supported by welcoming strangers when I was at mental low points. Climbing out of a heinous bike-wack into a village where a crowd cheered us on, hugged us, and fed us. Disappointment at missing a cut-off but being housed by a generous man who made us amazing chicken soup and watched us protectively while we caught a few hours of sleep on his floor. And the course itself delivered in all the ways you could have wanted - swimming through a remote canyon, "paddling" a bamboo watercraft, island-hopping by outrigger canoe over coral reefs, and trekking through thick, muddy jungle. So much muddy jungle.

## **Michael Garrison**

### *Why did you choose to compete in Eco-Challenge?*

In short, Eco-Challenge is what brought me to adventure racing 20 years ago so how could I not?? Without adventure racing, I would have missed out on countless adventures, challenges, and most importantly, relationships over the past two decades. I initially had to pass on applying due to work and life commitments, but it was meant to be as my commitments cleared up and a team ended up needing a replacement.

### *What was the biggest challenge?*

Not letting it get into my head that it was the Eco-Challenge. The scale and scope of this race was huge, and it was actually my first international race. There were teams and racers there that I remember watching on TV 20 years ago. There were other racers there that I knew were the best in the world. But, at the end of the day it's always your team vs. the course. When you filter out all the other noise and focus on that you ALWAYS have a fantastic experience.

### *Can you summarize the experience?*

Eye-opening. I'd never raced out of the country before. I'd never sailed a sailboat, experienced a jungle and never been immersed in a culture like that of Fiji. I'll never forget waking up in the bed of a villager's son after he opened his home to us and fed us. I remember thinking to myself that I was actually doing the exact same thing I had seen other teams do 18 years ago while saying to myself "damn, how amazing would it be to do something like that someday."



## **Starker White**

*Why did you choose to compete in Eco-Challenge?*

Team Strong Machine members are myself - Starker White, Cliff White (my son), Kate White (Cliff's wife) and Michael Garrison (Ace Navigator). Cliff was responsible for pulling me into the sport and likewise for Kate. We both caught the bug from Cliff and it was a terrific family bonding experience. From the very beginning, we never expected to place against elite teams. Our ambition was to finish. When Cliff was a young boy, we would watch the old Eco-Challenge races together as a family in awe, never thinking at that time that one day we could possibly qualify and compete in such a tough and extravagant endeavor. For us, it was the Olympics of adventure racing. Upon arrival in Fiji, we looked around in amazement at the hundreds of elite athletes surrounding us. Cliff knew them all by team name, their member names and their outstanding achievements. While I knew the US teams, he was absolutely star struck and could not believe we would be competing in the same race as some of the world's greatest extreme athletes.

*Can you summarize the experience?*

The most amazing and remarkable thing about racing in Fiji was, without a doubt, the Fijian people. Each of us have travelled and raced extensively, and nowhere else in the world did we find the people to be as friendly, generous and passionate as Fijians. Along the course and entering or exiting villages, we were literally treated like superheroes. At one point during the race when we entered a village at two in the morning, we heard the drums, cheers and chants of the locals. They formed a gauntlet of cheering men, women and children, handing us food and drinks, clapping our hands and giving us high fives. Men were proposing to Kate and women were hugging and embracing me. At first, we were dubious that this was sincere, thinking the villagers had been coached in advance to give us a hero's welcome, but we were soon convinced that their exuberance and friendliness was honest and sincere. We were amazed when this exuberant welcome was extended every step of the way and every village along the race. At another point in the race, having crossed a river in a long boat operated by a local Fijian ferryman, a 6'5", 250-pound muscled man of perhaps 45, offered us a place to rest in his home, gave us coffee, fresh bread and peanut butter, which at the time was the best thing we had ever tasted. When it came time for us to leave, his eyes teared up, he embraced us all one by one in a giant bear hug and was truly sad to see us leave. These were just a few of the many extraordinary encounters we had along the course. We all worked well together and as seasoned racers, we were very aware of the mental and physical challenges of the race. Each one of us was constantly checking on the condition of our teammates. We all cared immensely for the welfare of the team and each teammate and if anyone noticed any kind of problematic issue, we all worked together to resolve it. We all recognized that this team support was essential not only for our survival and well-being, but also to complete the toughest race in the world. The camaraderie that we felt together as family and teammates was of such intensity that I believe is quite rare. We became familiar with each other's bodily functions and sweaty aromas and shared the good along with the bad in terms of arguments and compliments for an unforgettable shared lifelong experience.







# ***RECOVERY SANDALS***

● ● ● ● ● ● with trusted Powerstep® support



With built-in arch support for extra cushion and support to counter foot and leg fatigue.

**Powerstep®**

888-237-3668  
[www.powerstep.com](http://www.powerstep.com)





## TEAM STRAY DOGS:

### Adrian Crane

*Why did you choose to compete in Eco-Challenge?*

It took me about 1 second to agree to race and then I spent months of restless nights dreaming about what I could do to make the race go well for my team. I got a call from my friend and teammate in previous Eco Challenges, Marshall Ulrich. He wanted to put a veteran team together for Eco Fiji 2019, a team of racers who had competed in many of the previous Eco Challenge events held from 1995 to 2002. Marshall and I were 2 of only 3 or 4 people who had participated in every Eco-Challenge so we had an extra incentive to keep our streaks alive. Both Marshall and I were, and still are, ultrarunners who relish long, long running races, preferably in remote places. This happens to be excellent preparation for Adventure Races. Ultra-runners also like to keep track of things like miles run, races finished and streaks... so wanting to maintain our unbroken streak of Eco Challenge adventure races was of perverse interest to us. Marshall quickly recruited our third team member Dr Bob Haugh who he had raced with several times before. Then for a team member to fill out the four-person co-ed roster we asked my previous teammate Nancy Bristow from Mammoth California. I knew the race would be a great experience and I had already learnt from many previous adventures that whatever we encountered might be hard, miserable and painful while we were doing it but we would be left only with memories of companionship and achievement. So, it didn't take me long to choose to compete.

*What was the biggest challenge?*

All of our team was over 60. Marshall and Bob were 68, Nancy 62 and I was 64. The last big adventure race we had done was 17 years ago at Eco Fiji 2002 - at least we had some idea of what Fiji might be like. We had a lot of cobwebs to clear away. As we were given more clues as to what the event would involve, we practiced the disciplines. We were all experienced at hiking, navigating, mountain biking and rafting. But only Nancy had paddle boarded. Us guys all started working on that skill. It turns out it is true that it is hard to teach an old 'stray' dog a new trick! Between us we had some sailing skills. But for an event like this we all needed to hone our skills so it was a pretty intense 9 months leading up to the race. A lot of our gear was rather dated too and we had a fun time researching and buying the latest gear that we would need. An up to date 29er mountain bike proved a revelation to me; all of a sudden, I was a good mountain biker; until I met an obstacle that was just a little bigger than I could handle. I took a nose dive and cracked my new helmet. OK, I decided, I would have to do as my wife said and 'act my age'. I rode a little more cautiously from then on which was not really a problem as in an adventure race it is not speed that wins but consistency.

*Can you summarize the experience?*

I have been very fortunate to have had the opportunity to do many multiday expeditions and adventure races. When you are out fighting the elements in a natural environment for several days all the minor annoyances of daily life are forgotten. The only aim is to reach the finish line. Life becomes very simple. Everything you do is focused on reaching the goal. Every decision is simple because there is only one goal. Your teammates are always working with you, the bonds formed in a few intense days are the equal of years of casual acquaintance. When you look down you see your hard work toward that clear simple goal. When you look up you see some amazing natural wonder, when you look around you see the support of your team. Those things get you through the immediate effort and the pain. Then at the finish line that wonderful human brain forgets all the bad stuff and sears the good stuff into your memory and you think back over a life changing experience.

### Marshall Ulrich

*Why did you choose to compete in Eco-Challenge?*

Because I like to keep streaks going! As you may know, fellow Stray Dog Adrian Crane and I are now the only two people in the world to have competed in all ten Eco-Challenge adventure races. In addition, with an average age of almost 66, the Stray Dogs – me, Dr. Bob Haugh Adrian Crane, and Nancy Bristow – were by far the oldest team out there, proving that the quest for adventure never grows old. We wanted to demonstrate to the young 'pups' that they have a long future ahead, and provide inspiration to older folks that life certainly isn't over at sixty. Finally, since the Stray Dogs – including Mark Macy, even though he raced with his son in Fiji – have been around so long, we have history with so many of the race organizers and athletes and it does feel like family to us. Facing adversity together creates connections that are real, and life-long.

*What was the biggest challenge?*



# SKIN IN THE RACE?



## ***Be Chafe & Blister Free!***

Adventure Racing is thrilling, challenging, fun-filled  
- through water and mud, shredding,  
rappelling, ripping and more.  
You can do it chafe free  
and blister free!

**YOU GOT THIS®**

**body  
glide®**  
PROTECTIVE  
SKINCARE

PROUD SPONSOR OF  
**USARA**  
UNITED STATES ADVENTURE  
RACING ASSOCIATION









Blister  
Free  
Running



**MOHAIR**

Nature's Temperature Regulator  
blended with DRYnamiXX®  
Moisture Management yarn



**balega**®

Blister Resist



Being old! Seriously . . . we're just not as fast and agile as we used to be. Although we're not half bad. I do think the Fijian mud has a life force of its own though! Luckily, we had the ability to forget how difficult all of the old Eco's really were; the challenge was being refreshed, through pain felt in every cell of our bodies, about why it's called Eco-CHALLENGE. It truly is the World's Toughest Race.

*Can you summarize the experience?*

I can try, but how do you summarize such an epic adventure? Mostly I feel an overwhelming sense of gratitude for being invited back, and for being able to compete in the race with my teammates and other friends that have supported me for decades. The people of Fiji were warm and welcoming, just as I remember – what a privilege to travel through their beautiful, diverse, and challenging landscapes. Maybe Dr. Bob said it best: “Eco-Challenge Fiji. . this will stick with me forever.”

## TEAM CHECKPOINT ZERO:

**Shane Hagerman**

*Why did you choose to compete in Eco-Challenge?*

Eco-Challenge was the race that put AR on the radar in the United States. It created a genre of racers looking for a combination of comradery, expedition and adventure. The opportunity to be a part of this race after a 17-year hiatus was something we had to be a part of.

*What was the biggest challenge?*

Wow. Just one thing?!?! Hmmmm. Racing is a lot like life, when it is hardest to keep moving forward, that is when you need to make sure you keep moving forward! Having incredible teammates and a focus on each other ensured we had an unforgettable experience.

*Can you summarize the experience?*

Eco-Challenge represents the pinnacle of racing, adventure, challenges and immersion in the locale. Doing this race meant completely throwing ourselves into the Fijian culture. We arrived early, stayed late and lived as tourists, explorers and locals before, during and after the race. It was absolutely incredible to experience the island and the people through these different viewpoints.

**Peter Jolles**

*Why did you choose to compete in Eco-Challenge?*

I chose the Eco-Challenge for several reasons. The first is that Eco-Challenge has a historical reputation for being one of the biggest, toughest races in the world. I didn't start adventure racing until after the last race, but I remember seeing them on TV and wondering if I could do that. Another reason was the location.





I am lucky and get to use adventure racing as a means of seeing the world and I'd never been to Fiji. Being able to see a new country, and knowing I'd get to see it in a way that most people would never get to see Fiji was exciting. The other big reason was knowing the competition that would be there. Having a large race with the reputation of Eco-Challenge would certainly attract the best teams in the world and getting to toe the line with them is the ultimate test.

#### *What was the biggest challenge?*

For me the biggest challenge of the race was mental. Going into the event I had prepared myself by watching the 2002 event and talking to people who had raced it. I knew my team had lots of expedition racing experience, but the challenges that Fiji presented had me putting 50/50 odds on us even finishing the race, and if we did finish I figured we'd be one of the last teams to do so. For the first several days of the event this was always in the back of my mind and kept pushing me to race hard, but smart. Eventually we realized that we would finish the course as long as no one got injured, it was just a matter of time. In many legs just when we thought we were almost done, some new challenge presented itself and made the race just that much harder. The horrible mud on the mountain bike leg, the water changing from moving to still on the bilibili leg, or even being presented with the SUP leg after spending nearly a day in the sail boats. There were also personal mental struggles that weren't unique to this race but having an event this long certainly brings them out. There are times when one person is feeling great and someone else is doing terrible, you have to come together as a team. But as everyone is tired and one might not be thinking straight it's tough to expend that extra energy helping your teammate. Whether it's carrying some of their gear, trading shoes because yours are in better shape, or telling your teammate not to bother paddling because he's so sick, they all come with a mental (and physical) price. The challenge is to stay positive, stay helpful, and know that the only way to cross the line is together.

#### *Can you summarize the experience?*

Summarizing the experience is tough. In the time we were on the course we encountered so many emotions, so many challenges, so many highs and lows it's impossible for me to even remember them all. On the first day we spent most of the day paddling, but the first time we got out to run around Ovalau, I had my biggest physical challenge. I knew the heat of the south pacific would be challenging, but I didn't expect it to nearly knock me out on the first day. Climbing up the mountain on the west side to get back to the TA my lungs and legs gave out and left me having to stop every couple hundred meters while my teammates carried my pack for me. Visions of dropping out danced in my head because if I was this bad the first day, how would the rest go? As we got back to the boats and started paddling again I could feel my strength come back and I felt mentally, and physically, back in the race. Throughout the remainder of the race we all had our moments of weakness and each time we were able to overcome. Chris was sick for almost half the race and had it not been for the ability to find a horse to carry him, we surely would have taken several days longer to complete the course. Shane also struggled with sickness for a couple of days but luckily he responded to the medications and he recovered in time to help power the team to the finish line on the massive final ocean paddle leg. Throughout all of this we supported each other as best we could, and while the support we offered may not have been what was really needed, it was all we could give at the time. This race was tough for all of us, but making our way through it made us all closer friends and better teammates. This experience was bigger than just the mental and physical challenges of the race, it was a showcase of Fiji as well. All along the way we were blown away by the kindness and openness of the Fijian people. Being invited into a home and having a family offer to share lemon grass tea and a box of crackers blew me away, not only because we were complete strangers, but also the willingness to share the only things that family had to offer with us. I can only hope that the rest of the world learns something from our experience in Fiji.









# Grinder Nationals

October 10, 2020 | Lawrence, Kansas

See what you are made of as you race across a challenging and scenic course as part of the USECF Gravel Grinder National Championship.

USECF Gravel Grinder National Championship jerseys will be awarded to winners in each category.



UNMISTAKABLY  
LAWRENCE





## TEAM AR GEORGIA:

### Jeff Leininger

*Why did you choose to compete in Eco-Challenge?*

Choosing to compete in Eco-Challenge was a dream since I did not pick up the sport until 2007 so I missed the chance of ever being on the show until Eco-Challenge came back in 2019. I always said that I will never truly test myself in adventure racing because Eco is gone. Then to my surprise, the show is coming back and now I have the best teammate ever which is my 18-year-old son.

*What was the biggest challenge?*

My biggest challenge was that all my other teammates, including Hunter, were much stronger athletes than myself and I did not want to let them down. The weight of getting my son and team to the finish line haunted me from the day we found out we were going to Fiji. Also, I'm afraid of open water and the race was in Fiji. Need I say more?

*Can you summarize the experience?*

As a father, being able to compete in the World Toughest Race was the greatest experience of my life and only another Eco-Challenge may top this. Meeting so many international and national teams was amazing. You just don't get that in any other races and we all fell in love with the Fijian people.

### Hunter Leininger

*Why did you choose to compete in Eco-Challenge?*

Ever since I began racing at the age of 6, the Eco-Challenge was always my North Star that I constantly dreamed of and wished that I could experience, but unfortunately, I lost faith that I would ever compete in it since it was never coming back. After completing some of the toughest races around the country, I felt somewhat empty because I knew nothing would test me as much as Eco-Challenge. So, when my dad and I heard that it was returning, we knew that we had to participate no matter what.







A TRIMBLE COMPANY

MAP  
YOUR WAY

The background of the top half of the ad features a trail runner shoe with a red and black sole, set against a backdrop of a topographic map and a mountain landscape. The text "MAP YOUR WAY" is written in a large, white, hand-drawn, stylized font with black outlines.

## START WITH A GREAT MAP.

Get navigation-ready topographic and satellite maps.

Add helpful map layers too. Like:

- private & public land borders
- USFS roads & trails

Maps ship within 24 hours. **MyTopo.com**

**10%** Your next map order. Use  
**OFF** Promo Code: **ADVRACER**

USARA Race Directors: Order race maps at  
50% off. Call: **877-587-9004**





*What was the biggest challenge?*

During the race, I am laser-focused on getting my team to the finish line, so any challenges that we face I treat them as just obstacles we have to overcome and move forward. However, leading up to the race I faced numerous challenges to not let my family, my team, and myself down. Every aspect of life leading up to the race revolved around this race. I constantly had to think about how every action I take will affect my chances of success during the race. Should I eat this food? Should I go hang out with friends or go train? Should I risk injuries or play it safe?

*Can you summarize the experience?*

The best way, to sum up, my experience at Eco-Challenge is to compare it to a roller coaster. Similar to a roller coaster, you experienced a lot of ups and downs during your journey. One day I would feel great and on top of the world and then 2 hours later I would be throwing up and questioning if I could take another step. I deeply believe this is a common aspect of anyone pushing human boundaries, you will always experience extreme highs and lows and you have to believe that once you hit a low point there is a high point waiting on the other side. When you think about it, this concept applies to everyday life as well. When people hit “rock bottom” and they aren’t sure if they can keep going and they are ready to give up, if they can persevere through these tough times then there is a high waiting for them.

**Katie Ferrington**

*Why did you choose to compete in Eco-Challenge?*

I did Eco Challenge ultimately for the experience of being part of the pinnacle in adventure races and then to be able to show my 2 daughters all the cool and crazy adventures I’ve had. I hope to be a positive example of strength, mental and physical toughness, and show them they can do anything they put their mind to.

*Can you summarize the experience?*

Once in a lifetime experience to get to know Fiji in a way few people do. The people, culture, and scenery being experienced via Camakau (Fijian traditional sailboat), bilibili, swift water rafting, climbing, mountain biking, trekking, and more was just amazing!









## TEAM BONES ADVENTURE:

### Roy Malone

*Why did you choose to compete in Eco-Challenge?*

In 2002, I participated in Eco-Challenge Fiji (the first version). It was only my third expedition race at the time, but it was a transformative experience. It took us 9.5 days to finish that first race - it was so damn hard. The team got violently ill and we spent days managing through fatigue, vomiting, and sleep deprivation. The competition became more a test of survival and less a race. The Fijian people and the beauty of the island, though- whoa! The unabashed happiness and generosity of Fiji's residents are hard to describe. The offer to sleep in their homes, the offer of food and drink, the unconditional support of each team that passed through their villages- I'd never experienced anything like it. Seventeen years and 30 expedition races later, when I heard Eco-Challenge would return, I couldn't wait to test myself and my team with the ultimate challenge again. When we learned that it would be returning to Fiji, I couldn't have been more excited. The race certainly lived up to its reputation.

*What was the biggest challenge?*

The biggest challenge of many expedition races is the relentless push to continue, day after day. Throughout the race, the course conspires to beat you into submission. Eco-Challenge Fiji was especially good at testing our resolve. A poor timing calculation caused us to miss the whitewater dark zone, and we spent twelve hours on the bank of the Navua river, knowing the teams in front were able to progress. Mental beatdown. Even though we took care to treat our scratches and abrasions with antibacterial meds, we still suffered from the rot and infection that is pervasive with jungle racing. Nothing heals in the heat and humidity. Physical beatdown. Catching the tail-end of a massive storm in the midnight seas, knowing that you are about to capsize and get dumped into the South Pacific Ocean. Emotional beatdown. Day after day after day, these beatdowns start to compound and toward the end of the race, it's easy to succumb. The teams that have enough grit and commitment to each other can push past the suck and finish- but it's never easy.

*Can you summarize the experience?*

Trying to summarize the Eco-Challenge is like trying to write a book report on Ben Hur- with a single paragraph. The race is massive. Not just the sheer length and time of the actual event, but also the year-long preparation of training, planning, communication, and logistics. So many hours are invested into a race of this magnitude, that much of the rest of life gets put on hold in preparation. The event itself was more expedition than a race. Critical decisions had huge impacts on how quickly you moved. In jungle racing, time is the enemy. The longer your team is on course, the more likely the jungle unleashes its nastiness- infection, foot rot, decay, etc. Missing a dark zone meant an additional twelve hours. A wrong canyon took you deep into the bush. Even with a machete, precious time was lost. Despite the harsh landscape, there were many oases sprinkled throughout the course. Villages where locals, many of whom rarely see visitors, met us with smiles, kindness, and open hearts. Their pride of country, community, and family were so apparent, we were often choked with emotion as we left each village and headed back out. One section of the race was a 10-kilometer gravel road between two villages. As we passed through Navunikabi village, a family of six (dad and his five kids, aged 13-6) decided to accompany us. For the next two hours, we walked the steep rugged road and learned about the family- the farming, their schooling, their dreams. Each carried a little something with them as part of the team - a map case, a water bottle, a compass. Barefoot and fast enough to keep our pace, the whole family kept things lively by reciting Humpty Dumpty and other nursery rhyme classics, and then closed with a full-throated Fijian song that echoed through the canyons. Upon reaching Wainimakutu village, we said our good-byes and marveled at the kindness of our adopted family, knowing that they would now turn around and make the long walk back home. While there were many stories over the 10-day race, and most of them will be burned in our memories, words can't convey how special the event was. Each team had its trials, failures, successes, disappointments, and triumphs. Unless you were there, it's hard to describe both the beauty and the despair that's experienced at an Eco-Challenge. However, in August 2020 with the premiere of Eco-Challenge-The World's Toughest Race on Amazon Prime, the images and accounts of the teams will come pretty darned close.



# BRAVING THE COLD?

**Yaktrax® Warmers** are a welcome source of heat for any situation. Once exposed to oxygen in the air they work quickly, providing several hours of steady warmth. They are the choice of outdoor enthusiasts, athletes, adventurers, and spectators. Whatever you do outdoors, don't let cold slow you down.



## Also try our reusable insulating Thermal Insole

- Unisex sizing Trim to Fit  
Women's size 6 - Men's size 12
- Layers of Radiantex™ & felt wick away moisture and lock in body heat
- Heat Rated to -13°



Share how Yaktrax® helps  
you #conquerwinter

f facebook.com/yaktrax | t twitter.com/yaktrax | i instagram.com/yaktraxtraction

©2016 Implus LLC. Yaktrax® is a registered trademark of Implus LLC. 7.16



## TEAM CANYONEROS:

**Hien Nguyen**

*Why did you choose to compete in Eco-Challenge?*

My team and I have been adventure racing for around a decade, mainly in FL and occasionally in neighboring states. We're all video game developers who sought the wilderness as contrast to our daily digital work lives. We've always spoken about expanding to new environments which will give us new sights to appreciate, so when the infamous Eco Challenge race rebooted, we recruited female teammate, Lena McKnight. She had done many multi-day races before and even competed at the World's level, so her experience there would be an excellent complement to our team. We all had the same goal of pushing ourselves as far as we can, competing against our limits, and to make crossing the finish line in one piece, as our end goal. Eco Challenge was viewed by us as the longest and toughest race out there. It was the absolute pinnacle of adventure racing.

*What was the biggest challenge?*

I'm not certain there was one biggest one, but a few. We only had so many weekends where we practiced sailing and outrigger paddling in the ocean, let alone navigating in the ocean. And on the one weekend we practiced whitewater rafting, none of us were good at guiding it. We're all strong paddlers in traditional adventure races where canoes are used on flatwater, but Eco Challenge Fiji was looking to push our comfort zone much further out. There was a general consensus that we had a fear of sailing and whitewater rafting, the most. Another challenge we had was trying to get our teammates to push through their moments of "I quit". In a race this long, almost everyone goes through those dark moments. Sometimes the one who is most hurt will have you convinced it is over, but it was a fight for the team to work ourselves beyond it, help each other, and push ourselves just enough to keep us constantly moving.

*Can you summarize the experience?*

It's quite difficult to describe the experience in words because when you are pushed to the limits, out of water, dehydrated, hungry, and sleep-deprived, and local village offers you a freshly tapped coconut, the refreshing elixir that pours into your mouth is a divine moment that not many people can truly relate to—how the simplest things







**You can change  
the lives of children.**

[tripsforkids.org](http://tripsforkids.org) | 415.458.2986 | [national@tripsforkids.org](mailto:national@tripsforkids.org)

## **Start *or* Fund a Trips For Kids Program!**

**Many kids never leave their own neighborhood to enjoy the beauty of nature.**

That's why we started Trips for Kids, an international non-profit organization that provides mountain bike rides and environmental education for disadvantaged youth. You can start a Trips for Kids<sup>®</sup> chapter in your area. We'll assist you, at no charge, by supplying bikes, helmets and support ... based on 25+ years of experience.

You can also make a difference by donating money, bikes or equipment (new or used). All donations are tax-deductible. Want to get involved? Consider volunteering or otherwise supporting a chapter in your area.

**Make a difference: [tripsforkids.org](http://tripsforkids.org)**

in life can invigorate such energy into a team that had been in true survival mode for days. The journey began with applying and surprisingly getting accepted. It then motivated us to put together a training camp that had us doing 70-75hrs of endurance work, during most months leading up to the race. There were multiple new sports and skills we had to be proficient in and obtain for the race, including climbing mountains, sailing, whitewater rafting, stand-up paddle boarding, wilderness survival, jungle navigation, and more. This period was actually very fun, as we traveled around and out of state, fairly often, to level-up. When it came time to fly over to Fiji, four of us in Orlando were almost blocked by Category 5 Hurricane Dorian, which caused Orlando airport to shut down. Not allowing this to hold us back, we rented a giant van, packed all of our gear into it, drove through the night to Louisiana, and then flew to San Francisco before ending up in Fiji. As frantic as it sounds, we fully embraced and lived the moment up. The race itself had an aura of grand scale—helicopters, abundant camera crew, and big names (Bear Grylls, Mark Burnett, Amazon Prime). The lands we traveled through were strikingly beautiful and contrasting. The local people we met along the challenging course were genuinely the nicest and happiest people we've encountered in the world, and this is probably what stood out to us the most. The locals certainly did not have a lot, but they offered so much to us. The course was well-planned, leading us through ocean, jungles, rivers, mountains, and highlands, day and night. There were crazy "are you serious?!" moments, as well as extremely treacherous areas we had to traverse through. As painful as some sections were, we thoroughly enjoyed every bit of it! To sum it up, it was one of the best life experiences we've ever had, and the things that the local Fijians demonstrated to us will forever be a part of us. We came out of this with a life time of memories!

**Adventure World**  
magazine

SPECIALIZED FIRST GEAR

**interbike**

**CST**  
CSTires.com

**RALEIGH**

**Park Tool**

JOHN WATKINS  
BIKE REPAIR

**SOAR** (SOUTHERN ORANGE COUNTY AREA RACEWAY)



**Adventure Medical Kits**  
BE SAFE



## TEAM ENDURE:

### Travis Macy

*Why did you choose to compete in Eco-Challenge?*

I've been dreaming about doing the Eco-Challenge since watching my dad do the race in Utah in 1995 when I was 12 years old. This race significantly impacted the trajectory of my athletic career and life. I got into the sport during my senior year of college--shortly after the last of the initial Eco-Challenges—and enjoyed racing at a high level around the world for many years. Dad continued to tell stories from his eight Ecos, but we never really thought it would happen again...until it did! Racing with an incredible team that included Dad and three close friends--Danelle Ballengee, Shane Sigle, and TAC Andrew Speers--was the greatest draw for me.

*What was the biggest challenge?*

Navigating Alzheimer's disease was the biggest challenge for our team. We faced a lot of uncertainty before and during the race: none of us knew exactly how Dad's Alzheimer's would react to new places, night travel, reduced sleep, and the myriad other variables constantly present in a race like this. We did know teamwork would be essential, and I'm proud of Team Endure in that regard.

*Can you summarize the experience?*

Preparing for and competing in The World's Toughest race with my dad is one of the highlights of my life. We say "once in a lifetime" about some experiences; this truly was one of them. I'm so proud of Dad and pleased that his grandkids will be able to watch a series that helps them understand what a fantastic person he is! The Fijian people are some of the best I've met: enthusiastic, authentic, welcoming, generous. Bula!

## TEAM FLYING J:

### Harald Zundel

*Why did you choose to compete in Eco-Challenge?*

I am an adventurer by heart! From 1998 to 2005 I was a professional adventure racer and loved racing all over the world. In 2000 I did Eco Challenge Borneo with team Friction Free. I had an incredible experience and when it was announced that Eco was back in 2019 I was hoping to get on a team. Then Dianette Wells contacted me - we have raced in the AR World Championship in Switzerland before - and asked if I wanted to race on her team and I took the opportunity to do just that. Not only could I race with people that I know, Dianette and Blaine (I didn't know Guy personally) but I could relive the experience I had in 2000 and at the other expedition races I took part in. I enjoy being out there with my teammates, covering the miles, going through highs and lows with them and adapting to whatever comes at us. Eco Challenge Fiji was something I couldn't pass on and I just had to compete!

*Can you summarize the experience?*

Overall, I had a great experience! The cultural aspect of the race was priceless! The Fijians are so friendly, so humble and very helpful. When we had to stop on the paddling river section because of a dark zone, a family took us in. They let us sleep in their beds, fed us with their local fare, made us dinner and breakfast, shared their things with us and talked with us about their lives. It was such a wonderful experience to connect with the locals and create an immediate friendship. For a few hours the competition stopped and it was all about being human, being a stranger in a foreign country, and experiencing life. This is what Eco Challenge is all about - immerse yourself in the country and the culture and create everlasting experiences and memories. It is such a wonderful feeling to be welcomed by strangers, have them accept you for who you are, dirty and all and share the little things they have with you and make you feel so welcomed. Eco is hard, it's challenging mentally and physically, and it will eat you alive. What keeps you going are your teammates, how we depend on each other, and the interaction with the locals. Nowhere else will you be able to experience so much in a 10-day span. Not to mention the amazing sunsets and sunrises!



100<sup>est. 1917</sup>  
YEARS

**MOTOREX**  
Oil of Switzerland

# WHEN FAILURE IS NOT AN OPTION!



MOTOREX is a proud sponsor of the «Yeti Factory Race Team» and Richie Rude, 2Time World Enduro Champion

Clean, lubricate, grease and bike care, all from one brand. No matter what the demands or materials are, road bike, mountain bike or city-bike – MOTOREX products always work perfectly.

**NEW US Importer: euroline inc.**

5 Old Town Park Road, Unit 51

New Milford CT 06776

[www.eurolineusa.com](http://www.eurolineusa.com)

phone: 860-354-1177







## TEAM OUT THERE:

### Mike Kloser

*Why did I choose to compete in Eco?*

Ever since Eco Challenge closed up shop in 2001, I've kept the door open of the possibility to race again if it were ever to come back. I've always thought the Eco Challenge was the Granddaddy of Expedition Races. It was the one that had I could refer to when describing what Adventure Racing is. Almost anyone that asked, knew what Eco Challenge was and remembered watching the race on TV.

*What was the biggest challenge?*

The biggest challenge in Fiji for me was the slippery and cold rivers/streams that we spent so much time wading and swimming- brutal!

*Can you summarize the experience?*

The return of Eco Challenge was everything I expected: competitive and testing in all aspects of Adventure Racing. In my book, without a doubt, Eco Challenge Fiji lived up to its title as the World's Toughest Race! **AW**

For more information on The Eco Challenge visit: [www.ecochallenge.com](http://www.ecochallenge.com)

For more information on U.S. Adventure Racing visit: [www.USARA.com](http://www.USARA.com)





**One light  
for all your adventures.**



### **Blika RX 7 Smartcore**

With the Lupine's FrontClick quick-change system, your lighting will be more flexible than ever before. You can turn your headlamp into a helmet lamp, or swap your headlamp from one helmet to another in seconds, without tools.



**[lupinenorthamerica.com](http://lupinenorthamerica.com)**



# RV PRODUCT REVIEWS

## Bulldog Powered A Frame Trailer Jack

The Bulldog Powered A Frame Trailer Jack is a work horse that can handle the rigorous demands you require. The heavy-duty powered jack has 4000 pounds of lifting capacity with 17 inches of screw travel and 10 inches of drop leg travel providing a combined 27 inches of total travel. The Bulldog Jack is equipped with LED lighting, making night time hook up a breeze. The jack features a built-in level and an easy to access emergency manual override in case of power loss. The Bulldog Jack is available in black or white with a 4000 pound capacity and backed by a 5-year warranty. Bulldog's motto is "Tough & Trusted" and the Bulldog Powered A Frame Trailer Jack is exactly that, providing you with the strength, capacity, features and durability you demand. [www.bulldogproducts.net](http://www.bulldogproducts.net)



## Flame King 1 Lb Refillable Cylinder

The Flame King 1 Lb Refillable Cylinder will pay for itself in a very short period of time as the refills are much less expensive than disposable tanks. Save time by refilling your 1 lb cylinders at home before your next big adventure - perfect for RVing, tent camping, hunting and even paint ball guns. Most people spend around \$3.00 for a disposable cylinder, just to be able to use about \$0.30 worth of propane in the cylinder. You can buy multiple refillable cylinders and celebrate your choice to save money and reduce pollution with Flame King! [www.flameking.com](http://www.flameking.com)



## MB Sturgis Quick Connect Hose

The MB Sturgis Quick Connect Hose allows you to connect a small portable camping appliance such as a grill, heater or lantern to a female quick disconnect port that is permanently attached to the RV propane system. One end of the 48 inch hose features a disposable propane bottle male connection and the other end features a male quick disconnect fitting. The hose features a Max pressure rating of 350 PSI and is rated to operate in a temperature range from -40°F to 140°. Get rid of those wasteful disposable green bottles and plug your camping appliances directly into your propane system. [www.mbsturgis.com](http://www.mbsturgis.com) **AW**







**GRINDER**  
*Nationals*  
**OCTOBER 10, 2020**  
Lawrence, Kansas

[www.GrinderNationals.com](http://www.GrinderNationals.com)





THE GROUNDBREAKING  
**LIFESTRAW STEEL**

ADVANCED TWO-STAGE WATER FILTER

**LIFESTRAW.COM** | 1-888-451-6752

**LifeStraw®**  
STEEL WATER FILTER

- > Filters 1,000 liters (254 gallons)
- > Removes 99.9999% bacteria
- > Removes 99.9% protozoa
- > Reduces chemicals & pesticides





IT'S HARD TO SEE  
THE FINISH LINE WITHOUT  
CLEAR VISION.



**GUTR®**

**THE SWEATBAND THAT NEVER QUILTS™**  
EASILY ADJUSTABLE, COMFORTABLE FIT  
CHANNELS SWEAT AWAY FROM EYES AND GLASSES  
SLIM DESIGN FITS SMARTLY UNDER HELMETS  
MADE IN TEXAS

AVAILABLE AT [SWEATGUTR.COM](http://SWEATGUTR.COM)



# 2021 USARA Adventure Race National Championship

Cable, Wisconsin September 10 & 11, 2021



PRESENTED BY



CIA-Central Indiana Adventure	10/03/20	West Lafayette, IN
Coosa River Challenge	10/03/20	Wetumpka, AL
Off Road Rage	10/24/20	Warsaw, MO
Raid the Rock	Dec 2020	Little Rock, AR

2021 Regional Qualifiers announced soon

## REGIONAL SPONSORSHIP

The first place coed team from each regional qualifying race will receive a \$400.00 sponsorship, provided by the regional qualifying race, to be applied to the team's entry fee for the USARA Adventure Race National Championship™.

[www.USARANationals.com](http://www.USARANationals.com)



# BINARY & DIGITAL TRIGGER OPTIONS

by Troy Farrar

Binary triggers are semi-automatic triggers that fire one shot when the trigger is pulled and one shot when the trigger is released. We tested the top two triggers solutions that have a binary or pull/release firing option and found that both operated flawlessly. The Franklin Arms BFSIII and the Digital Trigger Technologies Digi Trigger 1.2 are very different, however, both are well made and both provide multiple trigger mode options. Practice makes perfect and a little practice on either of these options will make you both fast and efficient at operating the trigger.

## Franklin Armory Binary Firing System GEN 3 (BFSIII)

The Binary Firing System GEN 3 (BFSIII) is a 3-position mechanical trigger with a binary firing system. Position 1 is safe and the rifle will not fire. Position 2 is the semi-automatic mode and the rifle will fire 1 round per trigger pull. Position 3 is the binary mode and the rifle will fire one round on the trigger pull and one round on the trigger release.



In binary mode a trigger release round can be canceled by moving the selector out of binary mode while holding the trigger back. The BSF III is available with a straight or curved trigger, has a 4.5-pound trigger pull and comes with an enhanced buffer spring for optimal performance. The Franklin Armory trigger will work with most AR platforms and most calibers (5.56, 300 Blackout, 9mm) and is compatible with any BCG. Franklin Armory also has binary triggers for many other platforms including a recently released binary trigger for the Ruger 10/22. We installed the BSFIII trigger in a 9mm MP5 hybrid build and it was awesome. We were able to flawlessly switch from semi auto to binary with the flick of the selector switch. I will tell you that we lived in the binary zone most of the time – it was a hoot! With a little practice, you can become very proficient and very fast at operating the binary system. For a great trigger that gives you several options pick up a Franklin Armory Binary Firing System GEN 3 (BFSIII). [www.franklinarmory.com](http://www.franklinarmory.com)



# BINARY & DIGITAL TRIGGER OPTIONS

## Digital Trigger Technologies Digi Trigger 1.2

The Digital Trigger Technologies Digi Trigger 1.2 is a digital hybrid trigger that provides 3 different trigger modes. The mechanical semi-automatic mode is a single stage trigger with a mil-spec trigger pull weight between 5.5 – 8.5 pounds and will function without a battery. The mechanical semi-automatic mode is engaged when the safety selector is moved to the fire position. The digital semi-automatic mode is the default digital mode and provides a 1-pound trigger pull with the mechanical feedback completely eliminated. The digital semi-automatic mode is engaged when the safety selector is moved to the full auto or digital position. The digital pull/release mode provides a 1-pound trigger pull and fires both when you pull and when you release the trigger. The digital pull/release mode is engaged when the safety selector is moved to the full auto or digital position and the PR button is pushed on the hand grip. Confirmation of the digital pull/release mode is given with 3 flashing red lights. To return to the digital semi-automatic mode, push the PR button again - you will see 3 green flashing lights that confirm the pull/release mode is disengaged. There is also a grip safety that can be disengaged by pushing the SR button once – three flashing red or green lights confirm when the grip safety is activated or deactivated. All fire control components are 8620HMN steel cast, precision machined, heat-treated and finished to meet or exceed mil-specs. It is important to understand that the Digi Trigger complements the mechanical trigger group; it DOES NOT replace it with one that requires a battery. Your mechanical trigger will always operate even if the Digi Trigger is damaged or has no battery. The made in the USA Digi Trigger 1.2 will give you 1000+ shots on one 9-volt battery and is rated for at least 1 million firing cycles. The Digi Trigger 1.2 is set so it cannot exceed 13 rounds per second preventing you from ever over running the bolt, the bolt actually tells the system when to reset. Digi Trigger installed our trigger into a lower, tested it with an upper we had sent and returned the complete rifle within a week. We had lots of fun testing the 3 modes and really enjoyed the 1 pound semi-automatic mode when firing from a bench rest. The one-pound pull release mode is lots of fun and you can become really fast due to the low trigger weight with a little practice. The Digital Trigger Technologies Digi Trigger 1.2 is a great trigger which expands your options for just about any shooting scenario.

[www.digitrigger.com](http://www.digitrigger.com) **AW**





# GETTING READY FOR THE SEASON

by Troy Farrar

The hunting season is just around the corner and there are lots of pieces in the puzzle that contribute to a successful hunt and a fruitful season. As the season approaches, we thought this would be a great time to evaluate your old gear and look at some of the new gear available to help you reach your goals. We have included an article on the Science of Camouflage, along with a collection of gear that will help provide the best chance for success this season, the rest is up to you as a patient and skilled hunter.

## FOOD

### ***Wilderness Athlete Hydrate & Recover***

Wilderness Athlete Hydrate & Recover will keep you hydrated and aid in your recovery after a long day of hunting. The balanced electrolyte formula helps keep you hydrated while out on the trail and is fortified with branched chain amino acids (BCAA) for enhanced muscle repair aiding in recovery. Wilderness Athlete Hydrate & Recover is available in 6 flavors which include Berry Blast, Strawberry Pomegranate, Lemon Lime, Kiwi Pineapple, Watermelon, Arizona Peach and each serving has 1000mg of Vitamin C. Available in individual single serving packets, bags of 30 serving single packets and a 30 serving tub, Wilderness Athlete Hydrate & Recover will make those long days in the woods a little easier. <https://wildernessathlete.com>



### ***Wilderness Athlete Pack Out Bite***

Wilderness Athlete Pack Out Bite is a quick and delicious source of calories, fueling your next adventure in a tiny package. Each double chocolate brownie bar features 7g of protein including grass-fed whey concentrate, 12 grams of carbohydrates and 100 calories. Wilderness Athlete uses 69% dark chocolate chips, cane sugar, cocoa butter, organic cocoa, and other natural ingredients to create a low sugar bar (4g) for clean energy. Available in single bite or a 20-bar box, the Wilderness Athlete Pack Out Bite is the perfect source of energy for your next adventure. <https://wildernessathlete.com>





## OPTICS



### **Holland's Game-Getter**

The Holland's Game-Getter is a 2.5 – 15 x 50 second focal plane optic with a 30mm main tube. The optic has multi-coated matched indexed lenses that provide a crisp and clear site picture. The optic has a 30 MOA elevation dial with a zero stop, easy to read numbers and positive tactile clicks in .5 MOA increments. The windage dial has large easy to read numbers with right/left indicators, a zero stop and positive tactile clicks in .25 MOA increments. The Game-Getter also includes a large removable parallax dial that starts at 10 yards and ends at infinity, which is easy to turn, even with heavy gloves on a cold day. A removable 4-inch sunshade is included with the Holland's Game Getter optic. The Fit to Hit Reticle Technology is the fastest, simplest and easiest to use ranging/firing solution reticle in existence. The Holland Game-Getter optic is designed for distances from zero to 400 yards. The reticle starts with the "FIT" numbers which are located above the center dot and are used to range the animal. The shooter places the lower number on the animal's brisket based on the target size (15" for antelope sized animals, 18" for mule deer sized animals and 24" for elk sized animals). Now the shooter reads the "FIT" number that is on the top of the animals back. Finally, the shooter uses the "FIT" number to determine which "HIT" number is utilized. The "HIT" number is simply the hold over that would be used (a 3 "FIT" number means utilize the 3 "HIT" number). The reticle provides an instant ranging and firing solution. It literally takes around 1 second to quickly range an animal and have the firing solution and it all happens without breaking weld from the stock. The optic also has the MOA firing solutions displayed for hunters who want to use a separate range finder (6=400 yards, 5=350 yards, 4=300 yards, 3=250 yards) anything less than a 3 uses the center dot for the firing solution. The FIT to HIT reticle will eliminate guessing to determine hold over and will provide your firing solution almost immediately so you will not miss your chance at that once in a lifetime trophy. [www.hollandguns.com](http://www.hollandguns.com)

## Sitka Camouflage - The Science of Nothing

The traditional approach to hunting has been to make yourself smell, sound or look like something that is familiar to prey by using cover scents, calls and camouflage patterns of sticks and leaves. GORE Optifade Concealment is the first concealment system designed around animal vision and not human eyesight.

Prey such as deer and elk have ungulate eye placement which is designed for an extremely wide field of vision, allowing them to take a quick scan of the horizon for potential threats. A human's field of vision is 120° compared to an ungulate's which is 280° which can be expanded to 360° with a small turn of the head. While having a very wide field of vision, ungulates have diminished visual acuity. Humans see 20/20 and ungulates see 20/40, making their vision slightly blurrier than ours. Humans also have a full range of color vision, while ungulates see in yellows, blues, and greys.

The backcountry hunting environment has stark contrasts consisting of bright skies, dark branches, leaves and the vertical lines of trees. These lines make it easier for whitetail deer and other ungulate prey to detect the hunter's presence. Unlike camouflage that mimics the environment, GORE Optifade Concealment prevents your prey from recognizing you as a predator, even when detected, making you NOTHING in their eyes.

### **How it Works (Macro VS. Micro)**

In nature, predators that hunt differently use different types of camouflage. Ambush predators, such as spotted leopards, use micro patterns which help them blend into their background while waiting for the passing prey. Predators that stalk their prey such as tigers use a macro pattern of stripes that break up their body symmetry as they stalk their prey. GORE Optifade Concealment uses both micro and macro patterns, as seen in the animal kingdom, to make hunters unrecognizable as predators, even when detected. One example is the sharp corners of the squares in the pattern are interpreted as background noise and ignored – the prey will actually look through the pattern, ignoring the hunter.



## Carson TD-842ED

The 8 x 42mm Carson TD-842ED are part of the 3D/ED line that combines both HD dielectric prism coatings with premier ED glass. The ED Glass reduces chromatic aberration which occurs as light passes through a binocular and appears as color fringes around the viewing subject. The dielectric prism coatings greatly improve light transmission and brightness while providing clear, high contrast images with accurate color reproduction. These nitrogen purged binoculars are waterproof, fog proof and shock proof making them a perfect choice for your next big adventure no matter what environment will be tackled. Featuring a rubberized armor coating, sure grip texturing and thumb grooves, these binoculars are tough enough to take anything you can throw their way and still keep working like they were intended. Other features include a 341-foot field of view at 1000 yards and an extra-long eye relief with twist down cups which is great for users who wear glasses. The Carson binoculars come with an easy to use carrying case, neck strap, shoulder harness and lens cloth. Weighing in at a mere 1.38 pounds the Carson TD-842ED will become your go to hunting, birding, sporting event and everything else binoculars. We tested them while scouting for the upcoming season and could not be happier with their performance. So, what are you waiting for, grab a pair of Carson TD-842ED binoculars, insert your favorite adventure and enjoy the bright, clear, sharp images. <https://carson.com>



## Vortex Solo 10 x 25

The Vortex Solo 10 x 25 monocular is a great choice for a lightweight, high quality monocular. The ultra-compact Solo has a fixed 10x magnification, 14.5 mm twist out eye relief which is great for glasses wearers and a 315 feet field of view at 1000 yards. Nitrogen purging and O rings make this rubber armored monocular waterproof and fog proof. The multi coated monocular measures 4.4 x 2.2 inches and weighs in at a mere 5.6 ounces. Vortex includes a neck lanyard, a soft carrying case and their lifetime warranty with the Solo. The Vortex Solo is a minimalist dream and a perfect for bow hunting, back country hiking and just about any other adventure you can think of. [vortexoptics.com](http://vortexoptics.com)



## BLIND

### Ameristeps Pro Series Thermal Blind

The Ameristeps Pro Series Thermal Blind will help keep you warm, extending your hunt on even the coldest days. The roomy blind features a heavy-duty quilted fabric on the walls and roof adding insulated protection from the elements. The Black ShadowGuard interior eliminates shadows and silhouettes and the silent-slide windows and mesh allow you to make quick and quiet adjustments. The full-sized door makes entering with gear easy and unique pentagon footprint provide tons of extra depth and space, 33% more than a standard blind, making the Pro Series big enough for 4 hunters. Ameristeps provides 8 triangular and 4 vertical windows which make it easy to shoot a bow or rifle from this stand. The blind keeps you hidden with the extra depth and the blind itself stays hidden because of the Mossy Oak Elements Terra pattern. The Pro Series comes with 5 easy to use carabiner and cam buckle rope ties and has a reflective top hub pull strap making it easy to find your blind in the dark. The Ameristeps Pro Series Thermal Blind is loaded with features which will help you to have both a successful and a comfortable hunt. [www.ameristep.co](http://www.ameristep.co)





## TRIGGERS

### **ELF 700SE Precision Rifle Trigger**

The Elftmann 700SE Precision Rifle Trigger is a simple to use adjustable drop-in trigger system for Remington 700 and 700 clone rifles. ELF starts with an easy to access, externally adjustable pull weight that can be set to pull anywhere between 2 ounces and 5 pounds. The trigger uses three aerospace grade bearings which provide a consistent and smooth pull leading up to a crisp break with no play. ELF also utilizes a 6 to 1 ratio roller bearing pivot arm that eliminates any variation in set pull weight regardless of the firing spring tension for consistent pull weight. The 100% drop safe, US made drop in trigger features an oversized ambi safety knob,

adjustable black or red, flat or curved aluminum trigger shoe, and an optional internal bolt release, all backed by a lifetime guarantee. Trust the ELF 700SE for a super smooth and consistent adjustable trigger with a crisp break for your next custom build. [www.elftactical.com](http://www.elftactical.com)



### **Timney Calvin Elite Custom Remington Model 700**

The Timney Calvin Elite Custom Remington Model 700 is a great drop in Remington replacement trigger that will pay immediate dividends. The Calvin Elite features a unique trigger blocking safety and comes factory calibrated with the option to adjust Sear Engagement (Creep), over travel (Follow through) and Pull Weight. Featuring 30 degree right & left cant adjustability and 4 rotatable trigger shoes (curved, flat, heeled & knurled) which can be adjusted for cast, height & length of pull. Combine all of these features and you have one heck of a trigger which allows the shooter to get a perfectly straight pull that will produce more consistent accuracy. [www.timneytriggers.com](http://www.timneytriggers.com)



## Stalking & Ambush Hunting VS Tree Stand Hunting

### **Gore Optifade Subalpine**

Gore Optifade Subalpine was created by a team of camouflage and animal vision experts and considers how ungulates such as elk and deer see when looking through vegetated terrain. The result is a pattern that features optimized contrast through detailed shading and colorization allowing you to effortlessly blend into your surroundings. Gore Optifade Subalpine is designed for stalking and ambushing ungulates from ground level in tree-covered and vegetated terrain and is optimized for engagement ranges of 50 yards and less.

### **Gore Optifade Elevated II**

Tree stand hunting presents a unique combination of concealment challenges as detection is easier for ungulates due to closer engagement distances and the vertical effects of trees when looking upwards. Using "Vertical Effect Compensation," Gore optimized the pattern contrast through shading and colorization to account for what an ungulate sees when they look up in a wooded environment, which is the contrast of bright sky against the shaded underside of foliage. Taking into consideration the changing environment, as more leaves drop later in the season, Gore adjusted the Elevated II pattern to extend it's overall seasonal effectiveness. Gore Optifade Elevated II is designed for engagement ranges of 80 yards and under, and will help you vanish keeping you undetectable as close as 15 feet.

## Using the Science on a Hunt

Now that we know the science behind the different Sitka patterns, lets look at how a hunter would put this into practice. A tree stand hunter could wear an Optifade Subalpine shirt during his hike into the stand for optimal concealment from prey while on the ground. Once the hunter is up in his tree stand, he could put on an Optifade Elevated II jacket which is designed for concealment while in a tree stand. Utilizing the science, the hunter has given himself the best chance at concealment for his potential prey.





# ORDER TODAY AT

MATT@STRIKENOW.COM

PHONE: 303-242-6444



## TENT



## \$875 INCLUDES:

\$750 × FULL COLOR TEAM 10x10 TENT + FRAME

\$125 × FULL COLOR SPONSOR BACK WALL


× FULL COLOR FITTED TABLECLOTH

× FULL COLOR 12' FLAGS (QTY: 2)

× FULL COLOR SIDE WALLS (QTY: 2)

Larger Package Deals Available

## INFLATABLE ARCHES



## STARTING AT \$875

### Start/Finish Line Arches

- ARCHES AVAILABLE IN SCREEN PRINTED & DYE SUBLIMATED
- BLOWER, TIE DOWNS, CARRYING BAG INCLUDED
- ARCH SIZES 10' UP TO 50'

## FLAGS & BANNERS



## STARTING AT \$56

\$135 × FULL COLOR 8' DOUBLE SIDED FLAGS

\$110 × FULL COLOR SMALL POP OUT BANNERS

\$56 × FULL COLOR 8'X3' VINYL BANNERS

- FLAGS IN 8', 12', & 15" SIZES AVAILABLE
- POP OUT BANNERS IN SMALL, MEDIUM, & LARGE SIZES
- CUSTOM PRINTED BANNERS IN ALL SIZES



## KNIFE

### ZT 0357BW

The ZT 0357 is a great all-around knife and a perfect companion for your next hunting trip. The CPM 20CV blade steel is corrosion resistant and really holds an edge. The 3.25-inch drop point blade tackles most tasks with ease and the BlackWash finish hides scratches keeping the blade looking great. The 0357 is equipped with ZT's SpeedSafe system for easy assist opening and a liner lock to ensure the blade stays locked. Featuring a machine G10 handle and reversible deep-carry pocket clip the ZT is made in the US. The ZT 0357 is a great knife for cleaning game, campsite tasks and everyday use and will quickly become your go to knife for hunting season. <http://zt.kaiusa.com>



## CLOTHING

### Sitka Core Midweight Zip T

The Sitka Core Midweight Zip-T is a great layering or stand-alone shirt depending upon the conditions. We chose the GORE OPTIFADE Concealment Subalpine design, which is designed for stalking and ambushing ungulates, so we could wear the top while hiking into our tree stand. Once we reached the stand, we would put on the Stratus Jacket using the Elevated II pattern to keep us invisible in the trees. The Core Midweight Zip-T is a quick-drying mid-weight stretchy fleece with Polygiene Odor Control Technology which neutralizes odors caused from sweat. The Core has comfortable low-profile flatlock seams and a high-zippered neck which helps regulate your body temperature. The Sitka Core Midweight Zip-T is a great place to start with your first layer and will help keep you warm, scent free and invisible on your next hunt. [www.sitkagear.com](http://www.sitkagear.com)



### Sitka Stratus Jacket

The Sitka Stratus Jacket will keep you invisible, while extending your time in the elements, helping maximize your hunting success. The jacket we tested had a GORE OPTIFADE Concealment Elevated II pattern which is designed to conceal whitetail hunters in an elevated position. Sitka started with a super quiet and ultra-durable water-repellent micro fleece and then added GORE-TEX INFINIUM WINDSTOPPER to make the jacket 100% windproof. Key features include a removable hood with hearing ports and the constant-connect SITKA Safety Harness Pass-Through Port which completely opens up and helps keep you safe by eliminating the need to disconnect from your harness when adding or removing clothing. The Stratus also has dual zippered chest and hand pockets to help keep your gear secure and a fast access grunt tube holder on the left shoulder. The Sitka Stratus Jacket is a great late season layering piece or the perfect mid-season standalone jacket. Comfortable, warm, quiet and packed with great features, the Sitka Stratus Jacket will become a regular in your hunting stable. [www.sitkagear.com](http://www.sitkagear.com)







### ***Muck Apex Mid Zip***

The Muck Apex Mid Zip is a new high-performance boot built for outdoor endurance use. The 100% waterproof boot has a comfortable and breathable mesh liner coupled with a dual density insole making them comfortable all day long. Muck included a bioDEWIX antimicrobial footbed insert topcover with NZYM which helps eliminate odor and manage moisture. The Apex Mid Zip features an EVA midsole for shock absorption and a lugged rubber outsole that provides durable traction on any surface in any condition. The Velcro strap helps lock down the zipper closure and keeps debris from entering the top of the light weight boot. Simply awesome are the 2 words I would chose to describe this athletic cut boot. Perfect for rocky ground, creek crossings, rainy days and Muck, the Muck Apex Mid Zip is agile enough for just about any terrain and comfortable enough for a long day on your feet. [www.muckbootcompany.com](http://www.muckbootcompany.com)



### ***Kahtoola Levi Gaiter Mid GTX***

The Kahtoola Levi Gaiter Mid GTX is the perfect solution when you want to stay dry but don't want the extra height of a tall gaiter. The Mid GTX features a rounded, adjustable thermoplastic polyurethane (TPU) instep strap combined with an attached lace hook insuring a solid connection. The gaiter's three-Layer GORE-TEX is waterproof and breathable keeping you warm and dry in any conditions. An off-set entry provides increased comfort as your ankle flexes and a flap behind the zipper provides extra comfort and moisture protection in wet conditions. The zipper slider folds down at the top and locks to prevent the asymmetrical zipper from unzipping and the adjustable toggle lock seals out debris and moisture from entering the top of the gaiter. Available in 3 sizes and 2 colors, the light weight gaiter packs down to almost nothing in the very small included tote sack. Protect your feet and keep dry with a set of Kahtoola Levi Gaiter Mid GTX on your hunting trip. [www.kahtoola.com](http://www.kahtoola.com)



### ***Muck Wetland***

The Muck Wetland is one of the most popular boots that Muck has ever made and will keep you warm and dry in any environment. The neoprene lined boot with a breathable air mesh lining is comfortable enough to wear all day and helps keep you warm on even the coldest outing. The calf high rubber exterior protects your feet from rocks or sticks and the aggressive tread pattern gives you traction in all conditions. The Wetlands feature a pull tab to help get them on and a lightweight EVA midsole to add comfort. The Muck Wetland is the perfect go to boot for working on the ranch or walking to the blind for a morning hunt. The Wetland will keep you warm and dry in the nastiest conditions, extending your time in the field. [www.muckbootcompany.com](http://www.muckbootcompany.com)



## ***The Heater Body Suit***

The Heater Body Suit is a great cold weather hunting garment that will allow you to stay in the stand longer increasing your chances of success. The US made Heater Body Suit traps your body heat inside creating a pocket of warm air that will keep you warm on the coldest day. The suit is a machine washable super quiet Polyester Tricot with 300 Grams of 3M Thinsulate Insulation that is wind proof and water resistant. Available in 7 sizes including tall and extra wide, you can choose from 4 different colors and camo patterns. Chest straps and a quiet zipper make it easy to free your upper body without having the suit fall to your knees. Get rid of the heated battery packs and hand warmers as the Heater Body Suit will keep your whole body warm. They are so confident in the performance that the Heater Body Suit is backed by a You Stay Warm or Your Money Back guarantee. So, grab a Heater Body Suit and head to the woods or the ball game without the worries of getting cold. <https://heaterbodysuit.com>



## ***SCOUTING CAMERAS***

### ***Covert Scouting Cameras AW1***

The Covert Scouting Cameras AW1 will take your hunting preparation to the next level with their innovative wireless / cellular trail cam technology. The 20 Megapixel app-based cell camera can send images or 5 second videos with sound to any smart phone, tablet or computer. Covert developed an advanced M2M (machine-to-machine) communication system that utilizes a wireless web portal to provide superior wireless delivery options and includes features such as real-time control, weather, wind information and instant picture viewing. The Covert AW1-V can be configured to motion activation, heat activation or time lapse triggered and features a 58° field of view, .4 second trigger speed, 1-10 turbo shot burst, invisible 100-foot flash technology and operates on 8 AA batteries. The silent trail cam provides a time, date, temp & moon phase stamp, has a 16:9 picture format, will hold up to a 32GB Micro SD card and comes with Coverts 2-year warranty. Perfect for game scouting or ranch security, monthly, quarterly and yearly cellular plans are available starting as low as \$5 per month. The Covert Scouting Cameras AW1 is next generation technology that will give you a huge advantage when scouting for your next hunt. [www.covertscoutingcameras.com](http://www.covertscoutingcameras.com)





## ACCESSORIES

### **Wildgame Innovations Zerotrace Pureion Field Generator**

The Wildgame Innovations Zerotrace Pureion Field Generator will help keep you hidden by neutralizing something that often ruins your hunt - your scent. Zero Trace does this by dispersing both positive and negative ions that attach to your odor molecules and then eliminates your scent by neutralize those molecules. The system is designed to be used in the field and has none of the harmful effects that ozone systems can have on your health, gear or the environment. The light weight, compact, rechargeable system provides continuous aircover for 6 hours and includes a second battery allowing for a total of 12 hours of coverage. Hang the field generator in your tree blind or stand with the included adjustable mount system and start enjoying the benefits. The system allows you to get closer to the action by removing scent from the equation. Get a Wildgame Innovations Zerotrace Pureion Field Generator and neutralize your scent for your next predator, deer or hog hunt. [www.wildgameinnovations.com](http://www.wildgameinnovations.com)



### **Glove Tacts**

I like to bring a Kindle when I hunt so I can read while sitting in the blind. Unfortunately, none of my gloves are touch screen compatible, so I am constantly removing a glove to turn the page which is a huge hassle and sometimes really cold. GloveTacts are a simple solution that instantly makes most gloves touch-screen compatible. Just peel and stick the thin GloveTact to your glove and you are ready to go. The US made GloveTacts are compatible with hunting, motorcycle, leather, safety, winter, ski, snowboard and bicycle gloves, just to mention a few. Each package contains 2 small and 2 large GloveTacts, use the large stickers for insulated gloves or devices with screen protectors. So, stop hassling with taking your gloves on and off and get yourself some GloveTacts. [www.glovetacts.com](http://www.glovetacts.com)



### **Ultimate Bow Holder**

The Ultimate Bow Holder is a compact and sturdy bow hunting accessory that will make your next hunt a little easier. The light weight, heavy duty bow holder packs down to 12.5 inches x 3.75 inches making it easy to transport during your hike to the stand. Once at the stand, the bow holder can extend up to 36 inches utilizing 3 extending arms, which make it easy to position the bow holder exactly where you want it. The bow holder comes with a removable base that can be installed in advance. You can purchase multiple bases for each stand and use the same bow holder in all of your locations. Get the Ultimate Bow Holder and have your bow right where you want it for your next hunt. <https://heaterbodysuit.com> **AW**







# AR-15 OPTIONS



by: Troy Farrar

---

Pistol caliber AR-15's have been popular for a while, and leading the pack is the 9mm. There are several options when choosing a 9mm, and depending on the option you choose, you will need either a complete 9mm rifle or a 9mm upper. We have laid out 3 options ranging from a complete 9mm build to a 9mm upper with supporting hardware. All 3 are great options and no matter which option you choose, you will soon enjoy shooting 9mm through the AR platform.



## Option 1: Build a complete 9mm AR-15



We chose to have some fun with this build, so we contacted Quarter Circle Ten who specialize in AR pistol calibers. We were interested in building a MP5 hybrid and they were generous enough to send one of their build kits. The Quarter Circle Ten build kit combined with some other great parts culminated in a fantastic 9mm MP5 hybrid. This gun was really fun to shoot and functioned flawlessly in both the ultra-compact CQB format and with the brace unfolded. The Quarter Circle Ten MP5 Hybrid is about as close as you can get to an MP5 on an AR platform and the finished product was truly a work of art. And who doesn't love a work of art that you can actually shoot!



### *Quarter Circle Ten Builders Kit*

Quarter Circle 10 is a company that specializes on AR Pistol Caliber rifles and build kits. We were excited to learn that Quarter Circle Ten had a side charging upper receiver option as we were building a MP5 hybrid and wanted the build to be as close to a MP5 as possible. The Rider side charging builders kit included a beautiful matched set of upper and lower receivers with some specially designed parts already installed such as the side charging handle and magazine release. The build kit also features a 9x19mm barrel in your choice of 3.5, 5.5, 7.5, 10.5, or 16 inch lengths, a complete 9mm bolt carrier group, and an adjustable buffer kit with 12 weights. We could not be happier with the foundation of the build which was the Quarter Circle 10 builders kit. The high quality builders kit has a great attention to detail which resulted in a fantastic MP5 hybrid build. If you are thinking about building a pistol caliber AR or buying a complete pistol caliber rifle or AR pistol, Quarter Circle 10 has models in 9mm, 40 S&W and 45 ACP. [www.quartercircle10.com](http://www.quartercircle10.com)



### *SB Tactical SBA3 Pistol Brace*

The SB Tactical SBA3 Pistol Brace is a great brace for your next pistol. The SB Tactical brace includes a 7075 mil-spec carbine receiver extension for the 5-position adjustable brace with an integrated ambidextrous QD sling socket. The soft compound provides a positive grip and the 1-inch velcro strap securely lock the brace into place. The SBA 3 is available in 4 colors and is one of the most popular minimalist braces on the market. Designed by veterans and made in the US, the SB Tactical SBA3 Pistol Brace is an awesome looking and superior functioning brace. [www.sb-tactical.com](http://www.sb-tactical.com)





### *Franklin Armory Binary Firing System GEN 3 (BFSIII)*

The Binary Firing System GEN 3 (BFSIII) is a 3-position mechanical trigger with a binary firing system. Position 1 is safe and the rifle will not fire. Position 2 is the semi-automatic mode and the rifle will fire 1 round per trigger pull. Position 3 is the binary mode and the rifle will fire one round on the trigger pull and one round on the trigger release. In binary mode a trigger release round can be canceled by moving the selector out of binary mode while holding the trigger back. The BSF III is available with a straight or curved trigger, has a 4.5-pound trigger pull and comes with an enhanced buffer spring for optimal performance. The Franklin Armory trigger will work with most AR platforms and most calibers (5.56, 300 Blackout, 9mm) and is compatible with any BCG. Franklin Armory also has binary triggers for many other platforms including a recently released binary trigger for the Ruger 10/22. [www.franklinarmory.com](http://www.franklinarmory.com)



### *Law Tactical AR FOLDING STOCK ADAPTER GEN 3-M*

The Law Tactical AR Folding Stock Adapter GEN 3-M is the only folding stock adapter that is compatible with AR platform rifles. Designed for low profile transport of AR rifles, to engage the Law Tactical folder, simply unfold (the stock automatically locks into place) and fire. Made from CNC machined 4140 steel, the adapter features a low hinge to reduce interference when charging your weapon, a quick detach sling attachment point and an easy to use one-button release to fold the stock. The Law Tactical adapter has a set screw that ensures the adapter stays securely attached to the receiver, adjustable hinge tension and a toolless bolt carrier extension that snaps into place. The Law Tactical Folding Stock Adapter can be used with standard bolt carrier groups including full auto, semi auto, 5.56 to .308, will work with direct impingement or gas piston systems and fits A2, carbine, mil-spec, commercial and pistol buffer tubes and stocks. For a US made, great looking, heavy duty, functional folding stock adapter look no further than the Law Tactical AR Folding Stock Adapter GEN 3-M. [www.lawtactical.com](http://www.lawtactical.com)



### *WRB Discreet Sub Gun Case*

The WRB Discreet Sub Gun Case is the perfect way to conceal your sub gun with a folding stock. Made from 1000 Denier Cordura Nylon the durable case uses heavy duty #9 YKK zippers to ensure the case will stand up to rigorous environments. The WRB features a 2 inch-wide removable shoulder strap with a sliding comfort pad, 2 inch sewn webbing handles with a Velcro connector handle and sewn in ½ inch closed cell foam to protect your rifle. The Sub Gun Case comes with 3 of WRB's unique patented quick release tie down straps, which allow you to adjust the strap length using a velcro strap/slider system and then once adjusted, secure the strap with a heavy-duty snap. WRB includes an id/tax stamp case, 2 padded three magazine pouches and a 7 inch padded suppressor pouch which all velcro to the lid of the case. The case is available in 3 sizes and black or coyote color options. The WRB Discreet Sub Gun Case is a super durable, functional discreet case that will provide a lifetime of protection for your rifle. [www.wrbsales.com](http://www.wrbsales.com)



### *Odin Works Adjustable Buffer*

The Odin Works Adjustable Buffer allows you to tune your AR-15 to run smoothly on 9mm ammunition. The stainless-steel buffer has a removable rear plug that allows you to create the perfect combination by customizing the weight inside the buffer. The Odin Works 9mm buffer comes with 1 aluminum, 1 stainless steel and 3 tungsten weights giving you a buffer weight range from 5.4 - 7.4 ounces. The adjustable buffer also comes with 2 Allen wrenches which are needed when changing the weights. Available in lite or heavy AR-15, heavy AR-10 and heavy 9mm the Odin Works Adjustable Buffer is an integral piece when fine tuning your custom build. [www.odinworks.com](http://www.odinworks.com)



### *300 Arms Hand Guard*

We choose a 300 Arms handguard that closely resembled a MP5 handguard. The handguard came with a simple hand stop and once we added the Bravo Company Rail Panel Kit the transformation was complete - we had something that was very close to the MP5 look. The US made aluminum handguard features the M-LOK platform, cooling vents, a small picatinny rail and is available in several sizes. The 300 Arms handguard is the perfect addition to you AR-15 / MP5 hybrid build and will help take your build into the MP5 zone. [www.300arms.com](http://www.300arms.com)



### *Magpul MS4 QDM Sling*

The Magpul MS4 QDM Sling provides options, allowing quick and easy conversion between a one or two-point configuration. The heart of the sling is the corrosion-resistant Melonite QDM quick-disconnect swivels which are heavy-duty replacements for the typical push-button swivel. The low-profile QDM provides single-handed manipulation and a high-strength, freely rotating bale that canalizes sling webbing to prevent rollover. The US made MS4 QDM features a low-profile quick-adjust slider which provides effortless adjustment, 1 ¼ inch webbing with no loose loops that can get snagged in the field and is compatible with standard QD sling cups. For a high quality, easy adjustable, multi configurable sling look no further than the Magpul MS4 QDM Sling. [www.magpul.com](http://www.magpul.com)



### *300 Arms Back Up Sights*

The 300 Arms Back Up Sights attach securely to the picatinny rail with a single allen bolt and easily flip up and lock into place for quick use. The sturdy aluminum sights are light weight and fold down out of the way with the push of a button. The 300 Arms BUS feature elevation and windage adjustments along with a rotating adjustable rear sight aperture which offers a wide, close range combat aperture or a long-distance aperture. The front sight is framed and with a diamond shape surround and looks very similar to a MP5 front sight. The 300 Arms Back Up Sights are sturdy and reliable insuring you have the ability for accurately sight on target in just about any condition. [www.300arms.com](http://www.300arms.com)





### *Aero Precision AR15 MOE Lower Parts Kit Minus FCG*

The Aero Precision AR15 MOE Lower Parts Kit Minus FCG is a great parts kit for your next build. Aero has kits that include the fire control group, however, the parts kit we chose includes all of the parts you need for a lower build except for a fire control group, which is perfect for when you have a build that includes a custom trigger. The Aero Precision parts kit also includes a Magpul MOE Grip and Magpul MOE Trigger Guard, which are available in a couple of colors. Pick up an Aero Precision AR15 MOE Lower Parts Kit Minus FCG and know that your gun will run great because it was built with quality Aero parts. [www.aeroprecisionusa.com](http://www.aeroprecisionusa.com)



### *Bravo Company USA MCMR Rail Panel Kit*

The Bravo Company USA MCMR Rail Panel Kit is the perfect way to customize your next handguard. The high-strength polymer material provides a non-slip grip with a non-reflective surface. The kit contains five 5.5 inch - long by .625 inch - wide panel strips and is made in the U.S.A. The BCM rail panels are easy to cut to desired length and are vented to aid in cooling. The Bravo Company USA MCMR Rail Panel Kit is a great upgrade for existing handguards or your next build and will insure that you keep a tight grip on your handguard. [www.bravocompanyusa.com](http://www.bravocompanyusa.com)



### *KCI MP-5 GEN 2 30RD MAG*

The KCI MP-5 GEN 2 30 round magazine is a high quality MP5 magazine at an affordable price. The all steel magazine features a music wire spring and a curved magazine body that provides reliable feeding of all 30 rounds. The KCI magazine is compatible with H&K MP5 pattern firearms including: the MP5K, SP89, SP5K, Zenith, MKE, Omega, POF, HK Contract MP5 variants, SW5, BW5, CA94, D54, V94, clones, and AR builds. Grab some KCI MP-5 GEN 2 30 round magazine and know you will not have any feed problems at the range or in the field. [www.kcius.com](http://www.kcius.com)



### *Elite Tactical Systems MP5 40 Round Magazines*

The Elite Tactical Systems MP5 40 Round Magazines are extremely light because they are built from advanced polymers. The impact, heat, cold and UV resistant translucent body allow you to view ammo count and type. Available in 10, 20, 30 and 40 round options, the ETS mag feed lips and body will not spread even when being stored long term while fully loaded. The magazines fit standard MP5 pouches, work with the ETSCAM-RIFLE speed loader and come with a lifetime warranty. Compatible with H&K MP5, MP5K, HK94, SP89, SP5K, Zenith, MKE, Omega, POF, HK Contract MP5 Variants, SW5, BW5, CA94, D54, V94, clones and AR builds. The Elite Tactical Systems MP5 40 Round Magazines will provide reliable feeding in any environment. [www.etsgroup.us](http://www.etsgroup.us)






### *Elite Tactical Systems Universal Speed Loader*

The Elite Tactical Systems Universal Speed Loader For Rifles makes it a snap to load magazines. Say goodbye to sore thumbs and hello to the ETS Universal Speed Loader. Pick 10 rounds of ammo directly out of the box using the specially designed rail and plunge them into the magazine. The ETS loader will work with most magazines and will not damage your feed lips. Best of all, you get the benefit of this loader for the rest of your life, because it is backed with a lifetime warranty. [www.etsgroup.us](http://www.etsgroup.us)



### *Sprinco Red 308 Spring*

The Sprinco Red 308 Spring will most likely be the only buffer spring you will ever need for the duty cycle of your carbine or rifle. Sprinco does this by using ASTM Grade A877 certified valve quality chrome silicon wire stock that has been heat treated, stress relieved, dual stage shot-peened post winding and has impregnation / plating with re-micronized molybdenum disulfide formulation. The result is an increased "lock time" for faster sight recovery and platform stability and consistent spring pressure throughout the duty cycle of the spring, resulting in fewer malfunctions related to spring operation. Sprinco springs have a greater resistance to heat induced performance degradation and provide a reduced cyclic rate with enhanced or extra power springs. Sprinco springs will reduce bolt bounce with the correct spring and buffer weight selection. Get a Sprinco spring and ensure your rifle works reliably, consistently, and virtually indefinitely in any condition. [www.sprinco.com](http://www.sprinco.com)



### *KNS Precision Gen 2 Mod 2 Non-Rotating Trigger/Hammer Pins*

The KNS Precision Gen 2 Mod 2 Non-Rotating Trigger/Hammer Pins are the STRONGEST pins that can be produced and were designed to withstand the high impact of full and semi-auto 9mm, 5.56 and 7.62mm suppressed weapons. The pins are stainless steel and the black side plates are black nitride treated - all other color options are Dura Coated. The KNS Trigger/Hammer Pins are an absolute must have for all AR-15 owners as the special anti-creep retainers prevent wear on your receiver. Pin installation tool & 2 Torx wrenches are included with the kit and no modification to your firearm is required when installing. Protect your receivers with a set of KNS Precision Gen 2 Mod 2 Non-Rotating Trigger/Hammer Pins. [www.knsprecisioninc.com](http://www.knsprecisioninc.com)





## Option 2: Magazine well adapters or converters with a 9mm upper receiver

300 Arms sent us a fantastic 9mm upper. We inserted a Stern Defense 9mm BCG and then attached a magazine well adapter/converter to accept 9mm pistol magazines.



To convert your AR-15 to a 9mm simply:

1. Remove the upper receiver and install a magazine adapter or converter
2. Replace the upper receiver with an upper receiver that has a 9mm barrel and a 9mm BCG
3. Inset the 9mm pistol magazine that your magazine well adapter or converter accepts



### *300 Arms 9mm Upper*

300 Arms sent us an awesome 9mm upper for the article. The upper came equipped with a custom aluminum 300 Arms hand guard and a 16-inch barrel. The handguard was attached to a custom engraved upper receiver with an engraved ejection port cover and charging handle and featured a nice set of folding aluminum Back Up Sights. Slap in a 9mm BCG, change uppers and you are ready to shoot 9mm. [www.300arms.com](http://www.300arms.com)

### *Stern Defense Nickel Boron 9mm BCG*

The Stern Defense Nickel Boron 9mm BCG plus a 9mm barrel are all you need to convert your AR-15 to a 9mm. The 8620 AISI steel BCG has a NIB/Mag-phosphate finish, a 4140 billet extractor providing superior ejection and a propriety center and roll pin. Available in several calibers, the Stern Defense BCG will fit all mil-spec and Glock upper receivers and will work with Colt SMG and Glock magazines. The bolt design is compatible with the Echo trigger and single stage triggers with short resets, standard AR15 charging handles, the JP silent capture spring and the Law Tactical folding stock. Made in U.S., the Stern Defense Nickel Boron 9mm BCG will guarantee hours of uninterrupted shooting at the range. [www.getstern.com](http://www.getstern.com)







### *Stern Defense Mag-Ad MP 9 & 40 / P320*

The Stern Defense Mag-Ad MP 9 & 40 / P320 Mag Well Adapter will convert your mil spec AR-15 lower assembly to accept S&W M&P 9mm, .40 and Sig Sauer P320 or P250 Magazines. The light weight Stern Defense Magazine Adapter is constructed from aircraft grade aluminum and features a last round hold open. The US made magazine adapter features a 4140 NiB coated feed ramp and an ergonomic magazine release. The Stern Defense Mag adapter requires a 5.4 ounce or heavier buffer when using a carbine buffer spring. [www.getstern.com](http://www.getstern.com)



### *Sylvan Arms AR-15 to 9mm Glock Conversion Block*

The Sylvan Arms AR-15 to 9mm Glock Conversion Block converts your AR-15 lower to a 9mm lower that will accept Glock magazines. The Sylvan Arms conversion block is built from 60601 aircraft grade aluminum and will work with any mil spec lower receiver and most 9mm upper receivers. The conversion block will accept Glock 17 and Glock 19 magazines and has an easy to use magazine release. The US made conversion block has a 100% satisfaction guarantee and a limited lifetime warranty. [www.sylvanarms.com](http://www.sylvanarms.com)



### *300 Arms Engraving*

We choose to have 300 Arms engrave 9mm on the upper receiver and on the ejection port cover. I like to engrave all of my non 5.56 uppers as a safety measure, as there are a variety of users who have access to the uppers and we want to ensure everyone uses the correct ammunition with each upper. 300 Arms does a great job and can custom engrave just about anything you want on your rifles, magazines, knives or anything else you want engraved. [www.300arms.com](http://www.300arms.com)



### Option 3: Magazine inserts that convert Magpul PMAGS to 9mm magazines with a 9mm upper receiver



300 Arms sent us a fantastic 9mm upper. We put the Mean Arms EndoMag 9mm inserts into Magpul PMAGS so we could feed the rifle 9mm rounds using the Magpul magazines.

To convert your AR-15 to a 9mm simply:

1. Remove the bottom plate and internal parts from a Magpul 30 round 5.56 PMAG
2. Replace with Mean Arms EndoMag internal parts
3. Replace the upper receiver with an upper receiver that has a 9mm barrel and a 9mm BCG
4. Inset the Mean Arms EndoMag converted 9mm PMAG
5. Save PMAG internal parts so you can quickly convert your magazine for use in a 5.56 rifle



#### *Mean Arms EndoMag*

The Mean Arms EndoMag is a magazine insert that converts your Magpul 5.56 Gen 2 or Gen 3 PMAG 30 AR/M4 housing into a 9mm magazine. The polymer EndoMag features a built-in ejector designed to perform under intense conditions and a last round bolt-hold open. The EndoMag comes fully assembled and does not require a magwell adapter or converter. Some additional benefits are the same muscle-memory reloading steps as with a 5.56 magazine and you can use the same magazine pouches. The Mean Arms EndoMag will work with all mil-spec lower receivers and feeds all 9mm ammunition, including hollow points. The Means Arms EndoMag provides a quick and reliable way to convert PMAGS for use with your 9mm upper, while also allowing you to quickly convert the PMAGs back for use with a 5.56 rifle. [www.meanarms.com](http://www.meanarms.com)



#### *Magpul PMAG 30 AR/M4 GEN M3 Window*

The Magpul PMAG 30 AR/M4 GEN M3 Window is the gold standard and provides a reliable magazine in any conditions that is packed full of features. The heart of the PMAG is a long-life USGI-spec stainless steel spring, a four-way anti-tilt follower, a bolt catch notch in the rear of the magazine which provides increased bolt catch clearance and a constant-curve internal geometry design which ensures reliable feeding. The ultra-tough polymer magazine features an over-travel stop on the spine, low profile ribs and positive front and rear texture providing sure grip in any environment. The exterior has a paint pen dot matrix bottom panel for easy identification, a flared floorplate which can be removed without tools and a transparent window combine with a high visibility orange indicator coil on the spring and numerical markers on the magazine body which provide easy visual identification of approximate number of rounds remaining. The US made PMAG comes with a pop-off impact/dust cover and is the toughest and most reliable magazine available. [www.magpul.com](http://www.magpul.com) **AW**